



# WASHINGTON STATE

## 2010-11 MEN'S BASKETBALL

**GAME 22 • FEB. 3 • VS. OREGON • MATTHEW KNIGHT ARENA • EUGENE, ORE. • TV: OSN**

Cougar Men's Basketball  
Game Notes  
Feb. 3, 2011

### 2010-11 SCHEDULE/RESULTS

Nov. 13	SOUTHERN	W, 86-47
Nov. 16	IDAHO	W, 88-71
Nov. 23	vs. Portland^ (FSN NW)	W, 84-68
Nov. 26	at Fresno State	W, 66-55
Nov. 30	SACRAMENTO STATE	W, 84-36
Dec. 3	KANSAS STATE& (FSN)	L, 58-63
Dec. 8	GONZAGA (FSN)	W, 81-59
Dec. 10	vs. Texas-Pan American!	W, 74-52
Dec. 19	at Santa Clara	W, 85-79 (OT)
Dec. 22	vs. Mississippi State\$ (ESPNU)	W, 83-57
Dec. 23	vs. No. 15 Baylor (ESPNU)	W, 77-71
Dec. 25	vs. Butler (ESPN2)	L, 68-84
Dec. 29	at UCLA* (FSN)	L, 71-80
Dec. 31	at USC* (FSN NW)	L, 56-60
Jan. 6	OREGON STATE*	W, 84-70
Jan. 8	OREGON* (FSN NW)	W, 77-63
Jan. 13	at California*	L, 81-88 (OT)
Jan. 15	at Stanford*	W, 61-58
Jan. 20	ARIZONA STATE*	W, 78-61
Jan. 22	ARIZONA* (FSN NW)	L, 63-65
Jan. 30	WASHINGTON* (FSN)	W, 87-80
Feb. 3	at Oregon* (OSN)	6 p.m.
Feb. 5	at Oregon State* (FSN NW)	5 p.m.
Feb. 10	STANFORD*	7 p.m.
Feb. 12	CALIFORNIA*	3 p.m.
Feb. 17	at Arizona* (FSN)	5:30 p.m.
Feb. 19	at Arizona State* (FSN NW)	11 a.m.
Feb. 27	at Washington* (FSN)	7 p.m.
March 3	USC* (Wildcard)	TBA
March 5	UCLA* (Wildcard)	TBA
March 9-12	Pac-10 Tournament (FSN/CBS)	TBA

^ - Cougar Hardwood Classic at KeyArena at Seattle  
 & - Big 12/Pac-10 Hardwood Series  
 ! - Played at Spokane Arena at Spokane, Wash.  
 \$ - Diamond Head Classic (Honolulu)  
 \* - Pac-10 Game  
 % - Pac-10 Tournament Played at Staples Center  
 Home games in BOLD

Washington State University Athletic Media Relations

Contact: Jessica Schmick • Work: 509-335-0255 • Cell: 509-781-0550 • [jessica\\_schmick@wsu.edu](mailto:jessica_schmick@wsu.edu)  
Student Assistant: Casey Johnson • Cell: 360-713-8770 • [cj1789@wsu.edu](mailto:cj1789@wsu.edu)  
[www.wsucougars.com](http://www.wsucougars.com)



### WASHINGTON STATE (15-6, 5-4) AT OREGON (10-11, 3-6)

WSU	CATEGORY	ORE
Pullman, Wash.	Location	Eugene, Ore.
25,135	Enrollment	20,033
Pacific-10	Conference	Pacific-10
Cougars	Nickname	Ducks
Ken Bone	Head Coach	Dana Altman
31-21 (2nd)	Coach's Record at School (Season)	10-11(1st)
366-187(19th)/108-70(6th)	Coach's Career Record (Season)	420-254 (22nd)
15-6	Overall Record	10-11
5-4	Conference Record	3-6
RV/NR	National Ranking (AP/ESPN-USA Today)	NR
75.8	Points Per Game	69.9
65.1	Points Allowed Per Game	69.6
+10.7	Average Scoring Margin	+0.3
35.0	Rebounds Per Game	34.1
36.5	Rebounds Allowed Per Game	35.0
-1.5	Average Rebound Margin	-0.9
.477	Field Goal Percentage	.413
.378	Field Goal Percentage Defense	.442
.385	3-Point Field Goal Percentage	.320
.311	3-Point Field Goal Pct. Defense	.367
.692	Free-Throw Percentage	.726
14.4	Assists Per Game	13.4
12.5	Turnovers Per Game	12.9
15.7	Turnovers Forced Per Game	16.3
1.2	Assist/Turnover Ratio	1.0
4.2	Blocks Per Game	3.0
7.5	Steals Per Game	8.2

### Series Information

Oregon leads 157-123 (WSU streak +1)  
 At WSU: WSU leads 74-58 (1-0 WSU in Spokane)  
 At ORE: ORE leads 91-43  
 Neutral Site: ORE leads 10-6  
 Last WSU home win: 77-63, Jan. 8, 2011  
 Last ORE road win: 91-89 (2OT), Dec. 31, 2009  
 Last WSU road win: 74-62, Jan. 17, 2009  
 Last ORE home win: 74-66, March 6, 2010  
 Largest WSU margin of victory: 35 points (90-55), Jan. 23, 1992 (Eugene)  
 Largest WSU margin of defeat: 38 points (77-115), Feb. 21, 2002 (Eugene)  
 Most points scored:  
 WSU: 97 (97-82), Feb. 22, 1992 (Pullman)  
 ORE: 115 (77-115), Feb. 21, 2002 (Eugene)  
 Fewest points scored:  
 WSU: 7 (7-32), Feb. 28, 1911 (Eugene); (7-19), Mar. 5, 1912 (Eugene)  
 ORE: 7 (22-7), Feb. 10, 1910 (Eugene)  
 First meeting: WSU defeated ORE, 15-12, Feb. 12, 1908 at Pullman  
 Last meeting: WSU defeated ORE, 77-63, Jan. 8, 2011 at Pullman

### BROADCAST INFORMATION

TV: OSN

Webcast: [www.wsucougars.com](http://www.wsucougars.com)

Radio: Cougar IMG College Radio Network  
Play-by-Play: Bud Nameck

GameTracker: [www.wsucougars.com](http://www.wsucougars.com)

### Starters Last Time Out Washington State

No.	Name	Pos.	Ht.	Wt.	Yr.	ppg	Other
23	DeAngelo Casto	F	6-8	255	Jr.	10.9	1.8 bpg
31	Abe Lodwick	F	6-7	208	Jr.*	2.9	4.2 rpg
0	Marcus Capers	G	6-4	185	Jr.	7.0	5.0 rpg
1	Klay Thompson	G	6-6	202	Jr.	22.3	4.4 apg
3	Reggie Moore	G	6-1	180	So.	9.6	4.2 apg

### Key Reserves

11	Faisal Aden	G	6-4	185	Jr.	14.2	1.6 spg
12	Brock Motum	F	6-10	230	So.	7.0	.663 fg pct
25	Dre' Winston, Jr.	G	6-1	166	Fr.	0.7	0.7 rpg
44	Patrick Simon	F	6-8	214	Fr.	4.2	1.9 rpg

### Oregon

No.	Name	Pos.	Ht.	Wt.	Yr.	ppg	Other
25	E.J. Singler	F	6-9	240	Sr.	16.2	7.7 rpg
34	Joevan Catron	F	6-6	185	Sr.*	12.5	1.6 spg
31	Tyrone Nared	C	7-0	260	So.	4.7	1.2 bpg
03	Garrett Sim	G	5-9	185	Jr.	16.0	5.8 apg
10	Johnathan Loyd	G	6-6	195	Jr.	6.8	2.1 rpg
11	M. Armstead	G	6-0	204	Jr.	7.1	3.6 apg
22	Teondre Williams	G	6-4	215	Jr.	5.9	.450 3fgpct
23	Jeremy Jacob	F	6-8	225	Jr.	6.9	3.7 rpg
55	Jay-R Strowbridge	G	5-11	185	Sr.	8.4	2.4 rpg

Bellingham	KPUG-AM 1170
Centralia	KMNT-FM 104.3
Colville	KCVL-AM 1240
Everett	KRKO-AM 1380
Lewiston	KCLK-AM 1430
Moses Lake	KBSN-AM 1470
Mt. Vernon	KAPS-AM 660
Moscow	KCLX-AM 1450
Portland	KKPZ-AM 1330
Pullman	KQQQ-AM 1150
Seattle	KKOL-AM 1300
Spokane	KXLY-AM 920
Tacoma	KHHO-AM 850
Tri-Cities	KONA-AM 610
Walla Walla	KGDC-AM 1320
Wenatchee	KKRT-900 AM
Internet	<a href="http://wsucougars.com">wsucougars.com</a>
XM Satellite Radio	
Telephone Teamline	1-800-846-4700



**COUGARS HIT THE ROAD TO FACE DUCKS AND BEAVERS:** After three-straight home games, Washington State men's basketball (15-6, 5-4) begins the second half of the Pacific-10 Conference schedule as it heads to the state of Oregon to take on Oregon (10-11, 3-6), Thursday, Feb. 3 at 6 p.m. at Matthew Knight Arena. Saturday WSU heads to Corvallis to face Oregon State (8-12, 3-6) at 5 p.m. Saturday's game can be seen on FSN Northwest.

**ABOUT THE COUGS:**

- Washington State is currently 15-6 overall and tied for fourth in the Pac-10 with a 5-4 league mark.
- WSU is 3-3 on the road this year and 1-3 in conference road games this season...the Cougars won their last road game, a 61-58 victory at Stanford, Jan. 15.
- Klay Thompson leads the Cougars this season with 22.3 points per game, leading the league, while ranking ninth in the nation.
- Thompson also ranks in the league's top-five in 3-point field goals made, free throw percentage, 3-point field goal percentage, assists and steals.
- First year player, junior college transfer, Faisal Aden is second on the team and 12th in the Pac-10 with 14.2 points per game.
- DeAngelo Casto is the third Cougar in double figures with 10.9 points per game while leading the team with 6.4 rebounds per game (11th in the Pac-10)... he also leads the team and league with 1.9 blocks a game.
- Point guard Reggie Moore, who missed the Cougars' first five games with a left wrist injury, and the Stanford game due to a suspension, is adding 9.6 points per game, along with 4.1 assists.

**AGAINST THE DUCKS:**

- Washington State trails the all-time series against Oregon 157-123.
- The Cougars snapped a three game losing streak to the Ducks with a 77-63 victory over Oregon Jan. 8 at Beasley Coliseum.
- The two teams have met 10 times in the last three seasons, once this year and three in each of the last three seasons.
- The Cougars had won six-straight over the Ducks until last season's Pac-10 opener Dec. 31 at Pullman.
- The last time the two teams met in Eugene, Oregon won the regular season finale, 74-66... the game at Oregon was the only one of the three last season that didn't go into overtime.

- In the first meeting this season, the Cougars defeated the Ducks, 77-63.
- With 16 points, Klay Thompson moved into ninth on WSU's career scoring list passing Joe Wallace...he now has 1,379 points.
- Marcus Capers was one rebound shy of a double-double with 13 points and nine rebounds.
- Washington State had 16 assists, marking the second-straight game with 15 or more assists (18 against Oregon State).
- Four Cougars scored in double figures, the most since five Cougars scored in double figures against then-No. 15 Baylor, Dec. 23.
- WSU has shot 80 percent or better from the free throw lines in its last four games...hadn't reached 80 percent in a game prior to the start of Pac-10 season.
- Reggie Moore tied his then-season high with 15 points...scored all 15 in the first half.
- Washington State improves to 12-4 overall and 2-2 in league play.
- The Cougars' sweep of the weekend Oregon series marked second year head coach Ken Bone's first weekend sweep.
- Klay Thompson is averaging 19.9 points per game against Oregon, having played seven games against the Ducks.
- He is 31-for-34 from the free throw line (31-34), including 25-for-27 from the charity stripe last season against Oregon.

**AGAINST THE BEAVERS:**

- Washington State and Oregon State are meeting for the 103rd-consecutive men's basketball season.
- The two schools are tied for the eighth-longest continuous rivalry.
- The Cougars also hold the sixth oldest continuous rivalry, as they faced Idaho for the 106th-straight basketball season this year.
- Oregon State holds a 162-119 advantage in the all-time series.
- WSU won the first meeting this season, 84-70, Jan. 6 at Beasley Coliseum.
- The two teams have split the season series each of the last two seasons.
- WSU has won seven of the last nine meetings.
- In the first meeting, for the second-straight game, Klay Thompson had a double-double with 29 points and 10 rebounds...third career double-double...tied his career high with 10 rebounds.

**COACHING STAFF**

Head Coach:..... Ken Bone, Second season  
 Alma Mater:.....Seattle Pacific, 1983  
 Assistant Coaches: .....  
 .....Curtis Allen (Washington, 2005)  
 .....Jeff Hironaka (Eastern Oregon, 1980)  
 .....Ben Johnson (Wisconsin-Green Bay, 1992)  
 Coordinator of Basketball Operations:.....  
 .....Jared Barrett (Eastern Oregon, 1998)  
 Operations Assistant: .....  
 .....Tim Marrion (Washington State, 2006)

**PRONUNCIATION GUIDE**

Faisal Aden ..... Fays-UHL Aid-in  
 Steven Bjornstad ..... Be-YORN-stad  
 Marcus Capers ..... CAPE-ers  
 Will Dilorio ..... De-Oreo  
 Dexter Kernich-Drew ..... Ker-nick

**ATHLETIC MEDIA RELATIONS**

Asst. Director/MBB Contact: ..... Jessica Schmick  
 Office Phone: ..... (509) 335-0255  
 Cell Phone: ..... (509) 781-0550  
 E-Mail: ..... jessica\_schmick@wsu.edu  
 Student Asst./Secondary Contact Casey Johnson  
 Cell Phone: ..... 360-713-8770  
 E-Mail: ..... cj1789@wsu.edu  
 Director: ..... Bill Stevens  
 Assistant Directors: Linda Chalich, Craig Lawson  
 ..... Jessica Schmick, TBA  
 SID Address: ..... Bohler Athletic Complex 195  
 ..... Pullman, WA 99164-1602  
 SID Fax: ..... (509) 335-0267  
 Website: ..... www.wsucougars.com

**NLI EARLY SIGNING PERIOD**

DaVonte' Lacy (6-4, 200, G)  
 Tacoma, Wash./Curtis HS  
 \_\_\_\_\_  
 \_\_\_\_\_  
 Greg Sequele (6-8, 225, F)  
 Los Angeles/Ribet Academy  
 \_\_\_\_\_  
 \_\_\_\_\_

**2010-11 WASHINGTON STATE ROSTER**

No.	Name	Pos.	Ht.	Wt.	Yr.	Exp.	Hometown (Last School)
0	Marcus Capers	G	6-4	185	JR	2V	Winter Haven, Fla. (Montverde Academy)
1	Klay Thompson	G	6-6	202	JR	2V	Ladera Ranch, Calif. (Santa Margarita Catholic HS)
2	Mike Ladd	G	6-5	190	JR^	TR	Seattle, Wash. (Fresno State)
3	Reggie Moore	G	6-1	180	SO	1V	Seattle, Wash. (Brewster Academy-N.H.)
5	Will Dilorio	G	6-5	188	FR	HS	Bainbridge Island, Wash. (Bainbridge HS)
11	Faisal Aden	G	6-4	185	JR	TR	San Diego, Calif. (Hillborough CC)
12	Brock Motum	F	6-10	230	SO	1V	Brisbane, Australia (Australia Institute of Sport)
13	Steven Bjornstad	C	6-11	240	SO	1V	Vancouver, Wash. (Columbia River HS)
15	Chris McNamara	C	6-10	277	JR	TR	Leeds, England (Bellevue CC)
22	Ben Loewen	G	6-0	172	JR*	1V	Spokane, Wash. (Whitworth University)
23	DeAngelo Casto	F	6-8	255	JR	2V	Spokane, Wash. (Ferris HS)
24	Dexter Kernich-Drew	G	6-6	180	FR	HS	Melbourne, Australia (Caulfield Grammar)
25	Dre' Winston, Jr.	G	6-1	166	FR	HS	Lakewood, Wash. (Lakes HS)
31	Abe Lodwick	G/F	6-7	208	JR*	2V	Bend, Ore. (Mountain View HS)
40	Charlie Enquist	F	6-10	235	JR*	2V	Edmonds, Wash. (Kings HS)
44	Patrick Simon	F	6-8	214	FR	HS	Ephrata, Wash. (Ephrata HS)

\*used redshirt season ^Will redshirt this season



- Marcus Capers made a career-high eight free throws...attempted a career-high 12.
- Capers was four points shy of his career high, two of his season-high and one of his Pac-10 high with 12 points.
- Reggie Moore had a season high nine assists... three shy of his career high of 12 and one shy of a double-double (11 points).
- Washington State's 84 points were the most against Oregon State since putting up 84 in an 84-79 victory, Jan. 16, 1999 at Pullman.

**COUGARS AMONG WINNINGEST TEAMS IN PAC-10:**

- Over the last four seasons (2006-07, 2007-08, 2008-09, 2009-10) the Cougars have the fourth most overall and fourth most conference wins among Pac-10 schools.
- WSU is 100-54 overall and 43-38 in conference play over the last four years and this season.
- UCLA has the best four-year record at 120-44 overall and 58-23 in league play.
- The Cougars need three wins to catch up to second-ranked Washington.
- Below is a look at where the teams rank since 2006-07 (games through Jan. 27, 2010):

	Overall	Conference
UCLA	120-44	58-23
Washington	102-53	47-34
Washington State	100-54	43-38
USC	97-59	44-37
Arizona	94-57	45-36
California	89-65	41-41
Stanford	89-60	40-40
Arizona State	84-66	35-45
Oregon	82-71	32-49
Oregon State	51-94	21-60

**THOMPSON MOVING UP SCORING LIST:**

- With 22 points at Oregon last season, Klay Thompson surpassed the 1,000-point for his career...he finished the season with 1,023 points.
- He now has 1,492 points and currently is fifth on the Cougars' all-time scoring list...he just passed Marcus Moore for sole possession of fifth on the all-time scoring list...he's just four points from Mark Hendrickson in fourth.
- Thompson became the 31st Cougar to reach 1,000 career points and the third-fastest, accomplishing the feat in his 63rd career game.
- The only two Cougars to do it faster than Thompson were Steve Puidokas (52 games) and Jim McKean (57 games)...Thompson surpassed Larry Beck who was previously third as he did it in 66 games.
- If Thompson continues to average 22.3 points this season, he will finish his junior year with at least 1,715 points, making him the third-leading scorer in Washington State history...Isaac Fontaine holds the school record with 2,003 points, while Steve Puidokas scored 1,894 in his career.

**THOMPSON AMONG NATION'S LEADING SCORERS:**

- With 22.3 points this season Klay Thompson leads the Pac-10 and ranks ninth in the nation in scoring.
- Thompson is also 25th in 3-point field goal percentage (.430) and ninth in 3-point field goals per game (3.1).

Games	Student-Athlete	Points
85	Steve Puidokas	1,603
85	Klay Thompson	1,492
85	Isaac Fontaine	1,249

- The other category Thompson ranks in the top-100 is steals per game at 43rd.

**DOUBLING UP IN A HALF:**

- Klay Thompson is dominating not just games, but halves over his career.
- In his career Klay Thompson has had 70 halves with at least 10 points, 35 times in the first half and 35 in the second half.
- He has scored 15 or more points in 22 halves, 10 in the first and 12 in the second.
- Thompson has scored 20-plus points in a half six times, three in the first half, three in the second half.
- In 19 games Thompson has scored in double figures in both halves, three as a freshman, eight as a sophomore and nine so far as a junior.
- This season Thompson has scored in double figures in 28 halves, 11 more than his freshman total and the same number as his sophomore total.
- Faisal Aden (12 halves), DeAngelo Casto (five halves), Reggie Moore (four halves), Brock Motum (two halves) and Patrick Simon (one half) have each reached double figures in at least one half this season as well.
- Moore reached double figures in 16 halves last year as a freshman, one shy of Thompson's freshman mark.

**DEJA VU?...HOPEFULLY NOT:**

- This season the Cougars faced the Huskies in their final game of the first go-around of the Pac-10 slate, Jan. 30 with a 14-6 overall record and 4-4 league mark.
- Last year WSU also faced UW, it's final first-time conference foe, Jan. 30 with a 14-6 overall record and 4-4 league mark...last year's game was at Seattle.
- The Cougs lost that game, 92-62, after holding a halftime lead.
- This year the Cougs won the game, 87-80.
- After going 4-5 in the first nine Pac-10 games last year, the Cougs went just 2-7 in the second half of league play to finish 6-12 in conference action.
- The loss at UW last Jan. 30 contributed to a 2-10 record in WSU's final 12 games of the season.
- This year Washington State is 5-4 after the first half of the Pac-10 season.

**LAST TIME OUT:**

- Washington State defeated Washington, 87-80, in its last outing, Sunday, Jan. 30 at Beasley Coliseum.
- With 25 points, Klay Thompson scored more than double what he scored in both games against Washington last season (12).
- Reggie Moore scored a season-high 18 points... went 9-for-10 from the free throw line...added five assists in 36 minutes.
- DeAngelo Casto scored 11 points, all in the first half, while Faisal Aden added 15.
- The win was WSU's first over UW since March 8, 2008...first win against the Huskies for every member of the team (Lodwick and Enquist redshirted during the 2007-08 season).
- Ken Bone got his first career win over the Huskies, 1-6 overall and 1-2 with the Cougars.
- The win was WSU's second over a ranked opponent

this season, defeated No. 15 Baylor Dec. 23...Cougars are 2-1 against teams ranked in the Associated Press Top-25 this season and 8-15 all-time against ranked Husky teams.

**WHAT THEY SAY ABOUT KLAY...**

"Whether Washington State's Klay Thompson is as good as I think he is. I believe Thompson can establish himself as the best player in the Pac-10 this season. He can really shoot it and really score, and is a vastly underrated defender. Thompson impressed me this past summer at the Nike Skills Academy, and he needs only to play stronger to be a first-team All-American."  
-Jay Bilas, ESPN

"While next-level talent seems thin in the conference this year, Thompson is one player who looks like he has an NBA future. The Pac-10's top returning scorer (19.6 ppg) is also the most versatile player in the conference. At 6-6, he can play multiple positions, displays plus ball-handling ability and reminds some of Evan Turner. He also has a picture-perfect jump shot, with range beyond the three-point line."  
- Sports Illustrated

- John R. Wooden Preseason Top 50 Candidate
- Preseason All-American, Honorable Mention (SI.com)
- Preseason All-American, Fifth Team (Dick Vitale)
- 43rd-Best Player in the Country (Rivals.com)
- Best Player in the Pac-10 (Sports Illustrated)
- All-Junior Team (Rivals.com)

- Pac-10 Player of the Week - Nov. 22-28
- Pac-10 Player of the Week - Dec. 6-12

**2009-10 Honors:**

- First Team All-Pac-10
- USBWA All-District Team
- NABC All-District Team

**Great Alaska Shootout**

- Carrs/Safeway Player of the Game - Nov. 25
- Carrs/Safeway Player of the Game - Nov. 27
- Carrs/Safeway Player of the Game - Nov. 28
- Great Alaska Shootout Most Outstanding Player - Nov. 28

- Pac-10 Player of the Week - Nov. 16-22
- Pac-10 Player of the Week - Nov. 23-29

- ESPN.com Player of the Week - Nov. 23-29

- John R. Wooden Midseason Top 30 Candidate

- Third fastest and 31st Cougar to 1,000 points - March 6, 2010

**PAC-10 RANKINGS**

**SCORING**

1.	Klay Thompson	22.3 ppg
10.	Faisal Aden	14.2 ppg

**FIELD GOAL PERCENTAGE**

6.	DeAngelo Casto	86-154, .558
----	----------------	--------------

**FREE THROW PERCENTAGE**

4.	Klay Thompson	92-114, .807
----	---------------	--------------

**ASSISTS**

3.	Klay Thompson	4.4 app
----	---------------	---------

**STEALS**

3.	Klay Thompson	2.0 spg
6.	Faisal Aden	1.6 spg

**REBOUNDING**

11.	DeAngelo Casto	6.4 rpg
20.	Klay Thompson	5.3 rpg

**3-POINT FIELD GOALS MADE**

1.	Klay Thompson	65, 3.1 3pg
7.	Faisal Aden	36, 1.7 3pg

**3-POINT FIELD PERCENTAGE**

4.	Klay Thompson	65-151, .430
----	---------------	--------------

**ASSIST/TURNOVER RATIO**

8.	Klay Thompson	1.3 (92 asst/71 to)
----	---------------	---------------------

**BLOCKED SHOTS**

1.	DeAngelo Casto	1.8 bpg
T-7.	Klay Thompson	1.1 bpg

\*\*Stats games through Jan. 31



**WSU CAREER LEADERS**

**SCORING AVERAGE**

1. Steve Puidokas (1974-77)	18.6
2. Jim McKean (1966-68)	18.3
3. Klay Thompson (2009-present)	17.6
4. Isaac Fontaine (1994-97)	16.7

**3-POINT FIELD GOALS**

1. Eddie Hill (1991-94)	233
4. Derrick Low (2005-08)	220
5. Klay Thompson (2009-present)	209

**BLOCKED SHOTS**

1. James Donaldson (1976-79)	176
2. DeAngelo Casto (2009-present)	140
13. Joe Wallace (1984-87)	80
14. Klay Thompson (2009-present)	65

**SCORING**

1. Isaac Fontaine (1994-97)	2003
3. Don Collins (1977-80)	1563
4. Mark Hendrickson (1993-96)	1496
5. Klay Thompson (2009-present)	1492

**3-POINT FIELD GOAL ATTEMPTS**

1. Bennie Seltzer (1990-93)	585
4. Thomas Kelati (2002-05)	543
5. Klay Thompson (2009-Present)	525

**3-POINT FIELD GOAL PERCENTAGE**

1. Isaac Fontaine (1994-97)	.457
4. Blake Pengelly (1997-2000)	.402
5. Taylor Rochestie (2007-09)	.401
6. Terrence Lewis (1991-92)	.399
7. Klay Thompson (2009-present)	.398
8. Donminic Ellison (1994-96)	.3975

**FREE THROW PERCENTAGE**

1. Taylor Rochestie (2007-09)	.835
2. Jan-Michael Thomas (1999-2000)	.829
3. Byron Vadset (1962-64)	.825
4. Klay Thompson (2009-Present)	.814
5. Bryan Rison (1979-80)	.8049
10. Reggie Moore (2010-Present)	.797
11. Thomas Kelati (2002-05)	.796

**BLOCKS AVERAGE**

1. James Donaldson (1976-79)	2.1
2. DeAngelo Casto (2009-Present)	1.71
3. Ivory Clark (2006-07)	1.4
14. Kyle Weaver (2005-08)	0.77
15. Aron Baynes (2006-09)	0.76
Klay Thompson (2009-Present)	0.76
17. Guy Williams (1982-83)	0.75
18. Joe Wallace (1984-87)	0.73
19. Jeff Varem (2004-05)	0.58

**STEALS**

1. Don Collins (1977-80)	204
10. Brian Wright (1986-89)	122
11. Bryan Rison (1979-80)	119
12. Klay Thompson (2009-Present)	116

**STEALS AVERAGE**

1. Bryan Rison (1979-80)	2.2
12. Tyrone Brown (1981-82)	1.4
13. Klay Thompson (2009-Present)	1.32
14. Derrick Low (2005-08)	1.294
15. Tony Harris (1993-94)	1.293
16. Bennie Seltzer (1990-93)	1.27
17. Reggie Moore (2010-Present)	1.24

**FIELD GOALS**

1. Steve Puidokas (1974-77)	734
6. Mark Hendrickson (1993-96)	525
7. Klay Thompson (2009-present)	506

**FIELD GOAL ATTEMPTS**

1. Steve Puidokas (1974-77)	1499
3. Marcus Moore (2001-04)	1250
4. Brian Quinnett (1985-89)	1209
5. Klay Thompson (2009-present)	1199

- Cougars' 13 steals tie for their second-most this season...Huskies had a season-high 24 turnovers.
- WSU scored a season Pac-10 most 87 points... previous was 84 against Oregon State...season high is 88 points against Idaho.
- Washington State's 45 first half points are its second highest first half total of the season (scored 48 against Portland)...highest in Pac-10 play.

**KLAY A CANDIDATE FOR SPORTS STAR OF THE YEAR:**

- Klay Thompson was one of five candidates for the 2010 Male Sports Star of the Year presented by ROOT SPORTS, put on by the Seattle Sports Commission.
- The award was given to Olympic speed skater Apolo Ono at the awards show held Jan. 26.
- The Male Sports Star of the Year is awarded to a male athlete or coach for outstanding achievement in 2010 in a non-professional sport.
- Also nominated for the award are University of Washington student-athletes Quincy Pondexter (basketball) and Mason Foster (football), and Olympic speed skaters Apolo Ono and J.R. Celski.

**THOMPSON FEASTS ON COMPETITION:**

- For the second year in a row, Klay Thompson captured Pac-10 Player of the Week honors for the week of the Thanksgiving holiday...this year the week was Nov. 22-28.
- For the week, he averaged 28.5 points, while shooting 21-of-33 (.636) from the field, 5-of-10 (.500) from three-point range, and 10-of-12 (.833) from the free throw line...he also averaged 5.5 rebounds and 3.0 assists in the two contests.
- This is the third honor for Thompson who becomes the first Cougar to earn a Player of the Week honor three times in his career...last year he became the first Cougar to earn the honors in back-to-back weeks as he was Pac-10 Player of the Week Nov. 23 and Nov. 30.
- Four WSU student-athletes have earned the honor twice in their careers.

**THOMPSON NAMED PLAYER OF THE WEEK AGAIN:**

- For the second time this season and the fourth in his career, Klay Thompson has been named the Pacific-10 Conference Men's Basketball Player of the Week for the week of Dec. 6-12.
- The junior guard helped lead the Cougars to wins over Gonzaga and Texas-Pan American last week.
- For the week, he averaged 19.5 points, 5.0 assists, 3.5 steals and 3.0 rebounds.

**THOMPSON NAMED WOODEN MIDSEASON CANDIDATE:**

- Klay Thompson is one of 30 midseason candidates for the 2010-11 John R. Wooden Award, The Los Angeles Athletic Club announced Jan. 6.
- Earlier this season, Thompson became the first Cougar to make the preseason list since Derrick Low and Kyle Weaver were both named to the preseason top-50 prior to the 2007-08 season.
- He is the first to move on to the midseason top-30 since Low went on to make the midseason cut that year.
- This season's midseason list contains student-athletes from nine different conferences, including three from the Pacific-10 Conference.

- Thompson is joined by Isaiah Thomas (Washington) and Derrick Williams (Arizona).

**THOMPSON, ADEN EXCEL IN FIRST FIVE GAMES:**

- Through the first five games of the season Klay Thompson and Faisal Aden held the third and fifth-best scoring out puts by a Cougar in his first five games of the season since the 3-point line in 1986-87.
  - Thompson also holds the second spot after scoring 127 in the first five games of his sophomore season.
  - Aden has the second-most points by a Cougar in his first five games of his career, second to Neil Derrick who scored 111 in his first five games after transferring prior to his junior year.
- Men's Basketball Points Through First Five Games of Season (since 1986-87)
- | NAME          | POINTS | SEASON  | CLASS       |
|---------------|--------|---------|-------------|
| Marcus Moore  | 128    | 2002-03 | RS-Junior   |
| Klay Thompson | 127    | 2009-10 | Sophomore   |
| Neil Derrick  | 111    | 1990-91 | Junior (TR) |
| Klay Thompson | 111    | 2010-11 | Junior      |
| Faisal Aden   | 104    | 2010-11 | Junior (TR) |

**PERFECT AT FRIEL IN NOVEMBER:**

- With its win Nov. 30, WSU finished the month 40-0 all-time in the month of November at Friel Court.
- The Cougars have won 40-straight November games in Pullman and are 42-1 (the loss came before the Cougars moved into Beasley Coliseum).
- WSU's only loss in Pullman in November came against Colorado State, Nov., 30, 1962, by a score of 77-47.

**COUGARS GET EARLY RUN ON HORNETS:**

- The Cougars opened the game with a 27-0 run as they defeated Sacramento State, 84-36 Tuesday, Nov. 30 at Beasley Coliseum.
- WSU held Sacramento State to .319 (15-for-47) shooting from the field and .067 (1-for-15) from beyond the 3-point arc.
- WSU's 48-point margin of victory ties for third most since 1945...the largest was 54 points against Delaware in 1989.
- Sacramento State's 15 first-half points are tied for 15th fewest points in a half (first or second half) since the 1968-69 season (when WSU joined the Pac-8).

**COUGARS PICKED TO FINISH FIFTH:**

- WSU was chosen to finish fifth in the Pacific-10 Conference in 2010-11, according to a poll of media members who cover Pac-10 basketball.
- 2010-11 Pac-10 Men's Basketball Media Poll
1. Washington (33) 348
  2. Arizona (1) 296
  3. UCLA (1) 281
  4. Arizona State 215
  5. Washington State 191
  6. USC 178
  7. California 151
  8. Oregon State 120
  9. Stanford 98
  10. Oregon 47
- First place votes in parentheses



WASHINGTON STATE HEAD COACH KEN BONE

WHEN WSU...



**SECOND SEASON**  
**SEATTLE PACIFIC, 1983**  
**RECORD AT WSU: 30-21, 10-16**  
**CAREER RECORD/D-I ONLY: 365-187/107-70**

COACHING EXPERIENCE:

1982-83 Shorewood (WA) High School – Asst. Coach  
 1983-84 Cal State Stanislaus – Assistant Coach  
 1984-85 Cal State Stanislaus – Head Coach  
 1985-86 Olympic Junior College – Head Coach  
 1986-90 Seattle Pacific – Assistant Coach  
 1990-2002 Seattle Pacific – Head Coach  
 2002-05 University of Washington – Assistant Coach  
 2005-09 Portland State – Head Coach  
 2009-present Washington State – Head Coach

	2010-11	2009-10	2008-09
Played an overtime game	1-1	1-2	2-0
Played a live television game	6-5	10-11	9-13
Led at the half	11-1	13-4	11-4
Trailed at the half	4-5	2-10	5-12
Was tied at the half		1-0	1-0
Shot under 40 % FG	1-2	2-6	2-9
Shot 40-44 % FG	4-2	3-5	5-4
Shot 45-49 % FG	2-2	1-2	5-2
Shot 50 % or better FG	11-0	10-2	5-1
Opp. Shot under 40 % FG	14-2	8-1	13-4
Opp. Shot 40-44 % FG	0-1	4-1	2-6
Opp. Shot 45-49 % FG	1-0	2-5	1-3
Opp. Shot 50 % or better FG	0-3	2-7	1-3
Made 0-4 three-pointers	1-3	5-6	5-8
Made 5-7 three-pointers	3-2	9-5	7-6
Made 8 or more three-pointers	11-1	2-4	5-2

BONE VS OPPONENTS AS DI HEAD COACH

	At WSU	Overall
Air Force	1-0	1-0
Akron		1-0
Alaska Anchorage	1-0	1-0
Arizona	2-1	2-1
Arizona State	1-2	2-2
Arkansas		0-1
Baylor	1-0	1-1
Bethune-Cookman		1-0
Boise State		1-0
Butler	0-1	0-1
UC Davis		1-1
UCLA	0-3	0-4
California	0-3	0-3
Cal Poly		1-2
Cal State Fullerton		1-1
Cal State Northridge		0-1
Colorado State		0-1
Eastern Washington	1-0	5-5
Evergreen State		1-0
Fresno State	1-0	1-0
Gonzaga	1-1	2-3
Hampton		0-1
Howard		2-0
Idaho	2-0	4-0
Idaho State		8-2
Iona		0-1
Iowa State		0-1
IPFW	1-0	1-0
IUPUI		1-0
Kansas		0-1
Kansas State	0-2	0-2
Lehigh		1-0
Lewis and Clark		3-0

	At WSU	Overall
Linfield		1-0
LSU		1-0
Middle Tennessee State		0-1
Mississippi State	1-0	1-0
Mississippi Valley State	1-0	1-0
Montana		5-3
Montana State		7-3
Nicholls State	1-0	1-0
Northern Arizona		6-3
Northern Colorado		6-0
Northern Illinois		1-0
Oregon	1-3	2-4
Oregon State	2-2	2-2
Pacific Lutheran		1-0
Portland	1-0	4-1
Portland State	1-0	1-0
Rice		1-0
Sacramento State		6-3
San Diego	1-0	1-0
San Jose State		1-1
Santa Clara	1-0	1-0
Seattle		2-0
Southern	1-0	1-0
USC	2-1	2-1
Stanford	2-1	2-1
Texas Southern		1-0
Texas-Pan American	1-0	1-0
Utah Valley State		2-0
Warner Pacific		1-0
Washington	0-2	0-5
Washington State		0-1
Weber State		3-6
Xavier		0-1

Shot more FTs than its opp.	8-1	14-8	8-1
Shot less FTs than its opp.	5-5	1-6	9-14
Shot same FTs as its opp.	2-0	1-1	0-0
Had more rebounds than opp.	6-1	12-4	16-3
Had less rebounds than opp.	9-5	3-10	1-10
Had the same rebounds as opp.		1-1	0-2
Had less than 10 TOs	1-2	3-1	5-4
Had 10-15 TOs	12-4	9-10	10-11
Had more than 15 TOs	2-0	4-4	2-1
Opp. committed less than 10 TOs	1-1	1-2	5-8
Opp. committed 10-15 TOs	8-2	11-6	8-7
Opp. committed more than 15 TOs	6-3	3-7	4-0
Scored less than 50 points		0-1	0-3
Scored 50-59 points	0-2	1-4	4-11
Scored 60-69 points	2-2	3-5	8-2
Scored 70-79 points	4-1	7-2	4-0
Scored 80-89 points	9-1	2-3	1-0
Scored 90 or more points		3-0	0-0
Allowed less than 50 points	2-0	1-0	8-1
Allowed 50-59 points	5-0	1-2	7-4
Allowed 60-69 points	3-3	10-1	1-9
Allowed 70-79 points	4-0	4-5	0-2
Allowed 80-89 points	1-3	0-4	1-0
Allowed 90 or more points		0-3	0-0
Played a day game	2-2	5-5	3-6
Played a night game	13-4	11-10	14-10
Played Sunday	2-0	0-1	1-0
Played Monday		1-0	0-0
Played Tuesday	3-0	1-0	3-1
Played Wednesday	2-1	2-2	1-1
Played Thursday	3-1	2-6	4-5
Played Friday	2-2	3-0	2-0
Played Saturday	3-2	7-6	6-9
Played in November	5-0	6-0	5-1
Played in December	5-4	4-3	3-3
Played in January	5-2	4-4	4-5
Played in February		2-5	4-4
Played in March		0-3	1-3
Wore its white uniform	6-2	9-5	12-8
Wore its gray uniforms	5-0	4-1	
Wore its crimson uniform	4-4	3-9	5-8

KEN BONE YEAR-BY-YEAR

AS A DIVISION I HEAD COACH

Year	School	Overall			Conference			Conference Tournament	NCAA Tournament
		W	L	Pct.	W	L	Finish		
2005-06	Portland State	12	16	.428	5	9	T-5th	Quarterfinals	--
2006-07	Portland State	19	13	.594	9	7	4th	Semifinals	--
2007-08	Portland State	23	10	.697	14	2	1st	Champion	First Round
2008-09	Portland State	23	10	.697	11	5	T-2nd	Champion	First Round
2009-10	Washington St.	16	15	.516	6	12	10th	First Round	--
2010-11	Washington St.	15	6	.736	5	4			
Totals	6th Seasons	107	69	.608	49	37			

AS A DIVISION II HEAD COACH

Year	School	Overall			Conference			NCAA Tournament
		W	L	Pct.	W	L	Finish	
1990-91	Seattle Pacific	17	10	.630	5	3	T-1st	--
1991-92	Seattle Pacific	23	8	.742	7	3	T-1st	--
1992-93	Seattle Pacific	21	9	.700	7	3	T-3rd	--
1993-94	Seattle Pacific	18	10	.643	6	6	T-3rd	First Round
1994-95	Seattle Pacific	20	9	.690	9	3	1st	Third Round
1995-96	Seattle Pacific	23	6	.793	9	3	T-1st	Third Round
1996-97	Seattle Pacific	18	9	.667	6	6	T-3rd	--
1997-98	Seattle Pacific	18	12	.600	7	5	T-2nd	Third Round
1998-99	Seattle Pacific	23	8	.742	12	6	T-3rd	Third Round
1999-00	Seattle Pacific	27	5	.844	12	2	1st	Semifinal
2000-01	Seattle Pacific	21	6	.777	14	4	2nd	First Round
2001-02	Seattle Pacific	24	5	.828	15	3	T-1st	Second Round
Totals	12 Seasons	253	97	.723	109	74		



#0

# Marcus Capers

Guard • 6-4 • 180 • Junior  
Winter Haven, Fla. • Montverde Academy

## CAPERS'S CAREER/SEASON HIGHS

<b>Minutes</b>	Career 43 vs. Oregon, 12/31/09
Season	40 at Santa Clara, 12/19/10
Pac-10	43 vs. Oregon, 12/31/09
<b>Points</b>	Career 16 vs. Oregon (Los Angeles), 3/10/10
Season	14 at Santa Clara, 12/19/10
Pac-10	13 (twice) vs. Oregon, 1/8/11
<b>Field Goals Made</b>	Career 8 vs. Oregon (Los Angeles), 3/10/10
Season	5 (twice) vs. Arizona, 1/22/11
Pac-10	5 (three) vs. Arizona, 1/22/11
<b>Field Goal Attempts</b>	Career 14 vs. Oregon (Los Angeles), 3/10/10
Season	8 vs. Arizona State, 1/20/11
Pac-10	9 at Arizona, 1/8/10
<b>3-Pt Field Goals Made</b>	Career 1 vs. Texas-Pan American (Spokane), 12/10/10
Season	1 vs. Texas-Pan American (Spokane), 12/10/10
Pac-10	None
<b>3-Pt Field Goal Attempts</b>	Career 2 vs. Sacramento State, 11/30/10
Season	2 vs. Sacramento State, 11/30/10
Pac-10	1 (four times) at USC, 12/31/10
<b>Free Throws Made</b>	Career 8 vs. Oregon State, 1/6/11
Season	8 vs. Oregon State, 1/6/11
Pac-10	8 vs. Oregon State, 1/6/11
<b>Free Throws Attempted</b>	Career 12 vs. Oregon State, 1/6/11
Season	12 vs. Oregon State, 1/6/11
Pac-10	12 vs. Oregon State, 1/6/11
<b>Rebounds</b>	Career 15 vs. Southern, 11/13/10
Season	15 vs. Southern, 11/13/10
Pac-10	10 vs. Oregon State, 1/2/10
<b>Assists</b>	Career 6 (three times) vs. Sacramento State, 11/30/10
Season	6 vs. Sacramento State, 11/30/10
Pac-10	6 vs. Arizona, 2/26/09
<b>Blocks</b>	Career 4 at California, 2/13/10
Season	3 vs. Portland (Seattle), 11/23/10
Pac-10	4 at California, 2/13/10
<b>Steals</b>	Career 5 vs. Washington, 2/27/10
Season	3 vs. Arizona State, 1/20/11
Pac-10	5 vs. Washington, 2/27/10
Most Recent Occurrences Noted	

## 2010-11 GAME-BY-GAME STATISTICS


Opponent	Date	GS	Min	FG	FGA	Pct	3FG	FGA	Pct	FT	FTA	Pct	Off	Def	Tot	Avg	PF	FO	ATO	Blk	Stl	Pts	Avg		
SOUTHERN UNIVERSITY	11/13/10	*	30	3	6	.500	0	0	.000	2	2	1.000	5	10	15	15.0	3	0	3	1	0	2	8	8.0	
IDAHO	11/16/10	*	31	2	4	.500	0	0	.000	1	2	.500	1	3	4	9.5	4	0	3	1	0	0	5	6.5	
vs Portland	11/23/10	*	32	2	2	1.000	0	0	.000	5	7	.714	2	2	4	7.7	2	0	5	1	3	0	9	7.3	
at Fresno State	11/26/10	*	31	2	3	.667	0	0	.000	0	0	.000	1	7	8	7.8	3	0	3	0	1	4	6.5		
SACRAMENTO STATE	11/30/10	*	26	4	8	.500	0	2	.000	1	2	.500	1	5	6	7.4	3	0	6	1	1	1	9	7.0	
KANSAS STATE	12/03/10	*	31	4	7	.571	0	0	.000	1	2	.500	4	0	4	6.8	0	0	2	0	2	9	7.3		
GONZAGA	12/08/10	*	31	1	3	.333	0	0	.000	0	0	.000	3	2	5	6.6	1	0	5	0	0	1	2	6.6	
TEXAS-PAN AMERICAN	12/10/10	*	23	2	4	.500	1	1	1.000	0	0	.000	1	2	3	6.1	4	0	2	1	0	1	5	6.4	
at Santa Clara	12/19/10	*	40	5	6	.833	0	0	.000	4	8	.500	0	7	7	6.2	3	0	0	0	1	0	14	7.2	
vs Mississippi State	12/22/10	*	31	2	4	.500	0	0	.000	2	4	.500	1	5	6	6.2	1	0	0	1	0	2	6	7.1	
vs Baylor	12/23/10	*	30	1	2	.500	0	1	.000	1	3	.333	0	2	2	5.8	1	0	3	0	1	1	3	6.7	
vs Butler	12/25/10	*	24	2	3	.667	0	0	.000	0	1	.000	1	1	2	5.5	2	0	1	0	0	0	4	6.5	
at UCLA	12/29/10	*	25	1	4	.250	0	0	.000	2	2	1.000	0	2	2	5.2	0	0	1	2	1	1	4	6.3	
at USC	12/31/10	*	26	2	3	.667	0	1	.000	0	0	.000	0	2	2	5.0	1	0	0	0	0	0	4	6.1	
OREGON STATE	01/06/11	*	26	2	3	.667	0	0	.000	8	12	.667	1	1	2	4.8	3	0	0	1	0	0	12	6.5	
OREGON	01/08/11	*	34	4	7	.571	0	0	.000	5	6	.833	4	5	9	5.1	3	0	3	2	2	1	13	6.9	
at California	01/13/11	*	29	1	3	.333	0	0	.000	0	0	.000	4	2	6	5.1	1	0	1	1	0	0	2	6.6	
at Stanford	01/15/11	*	37	2	5	.400	0	2	.000	2	2	1.000	1	4	5	5.1	1	0	1	1	1	0	6	6.6	
ARIZONA STATE	01/20/11	*	37	4	8	.500	0	0	.000	2	3	.667	3	3	6	5.2	0	0	4	1	1	3	10	6.8	
ARIZONA	01/22/11	*	30	5	6	.833	0	0	.000	1	3	.333	0	5	5	5.2	5	1	1	1	1	1	11	7.0	
WASHINGTON	01/30/11	*	28	3	4	.750	0	0	.000	1	1	1.000	0	3	3	5.0	2	0	2	2	0	1	7	7.0	
<b>Totals</b>			21	632	54	95	.568	1	7	.143	38	60	.633	33	73	106	5.0	43	1	46	17	12	118	147	7.0

## MISC. STATS

Category	Season	Career
Double-Figure Scoring	4	12
Double-Figure Rebounding	1	2
Double-Doubles	0	1
Triple-Doubles	0	0
Led WSU in Scoring	0	0
Led WSU in Rebounding	4	9
20+ Point Games	0	0
30+Point Games	0	0

## CAREER STATISTICS

YEAR	GP	GS	MIN	AVG	FGM	-FGA	FG%	3-POINT			FTM	-FTA	FT%	REBOUNDS				PF	DQ	AST	TO	BLK	STL	PTS	AVG
								FGM	FGA	FG%				OFF	DEF	TOT	AVG								
2008-09	32	9	503	15.7	20	- 69	.290	0	- 7	.000	13	- 22	.591	9	64	73	2.3	56	2	41	27	9	6	53	1.7
2009-10	31	-28	826	26.6	81	- 145	.559	0	- 0	.000	51	- 83	.614	49	77	126	4.1	84	2	43	41	22	26	213	6.9
2010-11	21	-21	632	30.1	54	- 95	.568	1	- 7	.143	38	- 60	.633	33	73	106	5.0	43	1	46	17	12	18	147	7.0
<b>TOTAL</b>	<b>84</b>	<b>-58</b>	<b>1961</b>	<b>23.3</b>	<b>155</b>	<b>- 309</b>	<b>.502</b>	<b>1</b>	<b>- 14</b>	<b>.071</b>	<b>102</b>	<b>- 165</b>	<b>.618</b>	<b>91</b>	<b>214</b>	<b>305</b>	<b>3.6</b>	<b>183</b>	<b>5</b>	<b>130</b>	<b>85</b>	<b>43</b>	<b>50</b>	<b>413</b>	<b>4.9</b>



#1

# Klay Thompson

Guard • 6-6 • 200 • Junior  
Ladera Ranch, Calif. • Santa Margarita Catholic HS

## THOMPSON'S CAREER/SEASON HIGHS

<b>Minutes</b>	
Career	49 vs. Oregon, 12/31/09
Season	39 (twice) at Santa Clara, 12/19/10
Pac-10	49 vs. Oregon, 12/31/09
<b>Points</b>	
Career	43 vs. San Diego, 11/28/09
Season	36 at California, 1/13/11
Pac-10	33 vs. Oregon, 12/31/09
<b>Field Goals Made</b>	
Career	16 vs. San Diego, 11/28/09
Season	13 vs. Portland (Seattle), 11/23/10
Pac-10	12 at California, 1/13/11
<b>Field Goal Attempts</b>	
Career	24 vs. San Diego, 11/28/09
Season	36 at California, 1/13/11
Pac-10	22 (twice) at California, 1/13/11
<b>3-Pt Field Goals Made</b>	
Career	8 (twice) vs. San Diego, 11/28/09
Season	5 (four times) vs. Arizona State, 1/20/11
Pac-10	8 at Arizona State, 1/29/09
<b>3-Pt Field Goal Attempts</b>	
Career	14 at Oregon, 3/6/10
Season	13 vs. Oregon State, 1/6/11
Pac-10	14 at Oregon, 3/6/10
<b>Free Throws Made</b>	
Career	19 vs. Oregon, 12/31/09
Season	12 at UCLA, 12/29/10
Pac-10	19 vs. Oregon, 12/31/09
<b>Free Throws Attempted</b>	
Career	21 vs. Oregon, 12/31/09
Season	12 (twice) at UCLA, 12/29/10
Pac-10	21 vs. Oregon, 12/31/09
<b>Rebounds</b>	
Career	10 (three times) vs. Oregon State, 1/6/11
Season	10 (twice) vs. Oregon State, 1/6/11
Pac-10	10 (twice) vs. Oregon State, 1/6/11
<b>Assists</b>	
Career	9 (twice) vs. Arizona State, 1/20/11
Season	9 (twice) vs. Arizona State, 1/20/11
Pac-10	9 vs. Arizona State, 1/20/11
<b>Blocks</b>	
Career	3 (three times) at Oregon State, 3/4/10
Season	2 (four times) vs. Arizona State, 1/20/11
Pac-10	3 (twice) at Oregon State, 3/4/10
<b>Steals</b>	
Career	7 vs. Gonzaga, 12/8/10
Season	7 vs. Gonzaga, 12/8/10
Pac-10	6 vs. Arizona State, 2/4/10

Most Recent Occurrences Noted

## 2010-11 GAME-BY-GAME STATISTICS

Opponent	Date	GS	Min	FG	FGA	Pct	3FG	FGA	Pct	FT	FTA	Pct	Off	Def	Tot	Avg	PF	FO	ATO	Blk	Stl	Pts	Avg		
SOUTHERN UNIVERSITY	11/13/10	*	33	6	10	.600	1	5	.200	2	2	1.000	0	6	6	6.0	1	0	6	5	0	1	15	15.0	
IDAHO	11/16/10	*	37	7	17	.412	2	9	.222	7	9	.778	0	4	4	5.0	1	0	9	3	1	2	23	19.0	
vs Portland	11/23/10	*	39	13	16	.813	3	4	.750	6	6	1.000	1	5	6	5.3	3	0	3	2	2	35	24.3		
at Fresno State	11/26/10	*	32	8	17	.471	2	6	.333	4	6	.667	0	5	5	5.3	4	0	3	5	0	0	22	23.8	
SACRAMENTO STATE	11/30/10	*	27	6	15	.400	3	6	.500	1	1	1.000	0	2	2	4.6	3	0	5	1	0	1	16	22.2	
KANSAS STATE	12/03/10	*	35	5	15	.333	1	7	.143	5	9	.556	0	5	5	4.7	2	0	3	6	0	3	16	21.2	
GONZAGA	12/08/10	*	32	8	14	.571	4	7	.571	4	5	.800	1	5	6	4.9	2	0	6	2	1	7	24	21.6	
TEXAS-PAN AMERICAN	12/10/10	*	23	5	11	.455	2	4	.500	3	3	1.000	0	0	0	4.3	4	0	4	0	1	0	15	20.8	
at Santa Clara	12/19/10	*	39	5	16	.313	3	8	.375	10	12	.833	2	5	7	4.6	4	0	6	6	2	5	23	21.0	
vs Mississippi State	12/22/10	*	33	10	20	.500	4	9	.444	4	5	.800	1	3	4	4.5	1	0	2	3	0	2	28	21.7	
vs Baylor	12/23/10	*	27	5	8	.625	5	6	.833	5	7	.714	0	0	0	4.1	4	0	4	2	0	3	20	21.5	
vs Butler	12/25/10	*	37	10	18	.556	4	10	.400	7	7	1.000	0	5	5	4.2	2	0	1	3	1	2	31	22.3	
at UCLA	12/29/10	*	37	6	17	.353	2	4	.500	12	12	1.000	2	3	5	4.2	3	0	3	2	0	0	26	22.6	
at USC	12/31/10	*	34	6	18	.333	4	5	.800	1	2	.500	2	8	10	4.6	4	0	1	2	2	0	17	22.2	
OREGON STATE	01/06/11	*	37	9	19	.474	5	13	.385	6	6	1.000	0	10	10	5.0	3	0	5	6	2	2	29	22.7	
OREGON	01/08/11	*	32	6	13	.462	4	10	.400	0	0	.000	0	8	8	5.2	2	0	4	4	3	0	16	22.3	
at California	01/13/11	*	38	12	22	.545	5	10	.500	7	7	1.000	1	2	3	5.1	4	0	5	3	0	2	36	23.1	
at Stanford	01/15/11	*	35	9	20	.450	2	4	.500	1	1	1.000	2	6	8	5.2	3	0	2	2	3	1	21	22.9	
ARIZONA STATE	01/20/11	*	38	7	16	.438	5	11	.455	3	3	1.000	1	7	8	5.4	4	0	9	4	2	3	22	22.9	
ARIZONA	01/22/11	*	38	4	16	.250	1	7	.143	0	2	.000	1	7	8	5.5	3	0	7	5	2	2	9	22.2	
WASHINGTON	01/30/11	*	30	9	18	.500	3	6	.500	4	9	.444	0	2	2	5.3	4	0	4	5	1	5	25	22.3	
<b>Totals</b>			21	713	156	336	.464	65	151	.430	92	114	.807	14	98	112	5.3	61	0	92	71	23	42	469	22.3

## MISC. STATS

Category	Season	Career
Double-Figure Scoring	19	62
Double-Figure Rebounding	2	3
Double-Doubles	2	3
Triple-Doubles	0	0
Led WSU in Scoring	14	42
Led WSU in Rebounding	5	18
20+Point Games	11	30
30+ Point Games	3	6
40+ Point Games	0	1

## CAREER STATISTICS

YEAR	GP	GS	MIN	AVG	3-POINT			REBOUNDS			OFF	DEF	TOT	AVG	PF	DQ	AST	TO	BLK	STL	PTS	AVG			
					FGM	FGA	FG%	FGM	FGA	FG%													FTM	FTA	FT%
2008-09	33	33	1092	33.1	159	378	.421	68	165	.412	28	31	.903	27	111	138	4.2	67	1	62	70	20	30	414	12.5
2009-10	31	30	1096	35.4	200	485	.412	76	209	.364	133	166	.801	37	122	159	5.1	75	1	70	104	22	44	609	19.6
2010-11	21	21	713	34.0	156	336	.464	65	151	.430	92	114	.807	14	98	112	5.3	61	0	92	71	23	42	469	22.3
<b>TOTAL</b>	<b>85</b>	<b>84</b>	<b>2901</b>	<b>34.1</b>	<b>515</b>	<b>1199</b>	<b>.430</b>	<b>209</b>	<b>525</b>	<b>.398</b>	<b>253</b>	<b>311</b>	<b>.814</b>	<b>78</b>	<b>331</b>	<b>409</b>	<b>4.8</b>	<b>203</b>	<b>2</b>	<b>224</b>	<b>245</b>	<b>65</b>	<b>116</b>	<b>1492</b>	<b>17.6</b>



#3

# Reggie Moore

Guard • 6-1 • 178 • Sophomore  
Seattle, Wash. • Rainier Beach HS/Brewster Academy-N.H.

## MOORE'S CAREER/SEASON HIGHS

<b>Minutes</b>	
Career	45 vs. LSU (Seattle), 12/22/09
Season	42 at California, 1/13/11
Pac-10	42 at California, 1/13/11
<b>Points</b>	
Career	25 vs. California, 1/14/10
Season	18 vs. Washington, 1/30/11
Pac-10	25 vs. California, 1/14/10
<b>Field Goals Made</b>	
Career	9 at UCLA, 1/23/10
Season	4 (four times) vs. Washington, 1/30/11
Pac-10	9 at UCLA, 1/23/10
<b>Field Goal Attempts</b>	
Career	17 at UCLA, 1/23/10
Season	12 at California, 1/13/11
Pac-10	17 at UCLA, 1/23/10
<b>3-Pt Field Goals Made</b>	
Career	6 at UCLA, 1/23/10
Season	3 vs. Oregon, 1/8/11
Pac-10	6 at UCLA, 1/23/10
<b>3-Pt Field Goal Attempts</b>	
Career	10 at UCLA, 1/23/10
Season	7 vs. Arizona State, 1/20/11
Pac-10	10 at UCLA, 1/23/10
<b>Free Throws Made</b>	
Career	12 at Kansas State, 12/5/09
Season	9 vs. Washington, 1/30/11
Pac-10	10 (twice) at Oregon State, 3/4/10
<b>Free Throws Attempted</b>	
Career	15 at Kansas State, 12/5/09
Season	10 vs. Washington, 1/30/11
Pac-10	14 at Arizona, 1/8/10
<b>Rebounds</b>	
Career	7 (twice) vs. Arizona State, 1/20/11
Season	7 (twice) vs. Arizona State, 1/20/11
Pac-10	7 (twice) vs. Arizona State, 12/29/10
<b>Assists</b>	
Career	12 vs. Portland State (Kennewick), 12/19/09
Season	9 vs. Oregon State, 1/6/11
Pac-10	9 vs. Oregon State, 1/6/11
<b>Blocks</b>	
Career	None
Season	None
Pac-10	None
<b>Steals</b>	
Career	6 vs. San Diego, 11/28/09
Season	2 (five times) vs. Arizona, 1/22/11
Pac-10	4 vs. UCLA, 2/18/10

Most Recent Occurrences Noted

## MISC. STATS

Category	Season	Career
Double-Figure Scoring	8	30
Double-Figure Rebounding	0	0
Double-Doubles	0	1
Triple-Doubles	0	0
Led WSU in Scoring	0	7
Led WSU in Rebounding	0	0
20+ Point Games	0	4
30+Point Games	0	0

## 2010-11 GAME-BY-GAME STATISTICS

Opponent	Date	GS	Min	FG	FGA	Pct	3FG	FGA	Pct	FT	FTA	Pct	Off	Def	Tot	PF	FO	ATO	Blk	Stl	Pts	AVG	
SOUTHERN UNIVERSITY	11/13/10																						
IDAHO	11/16/10																						
vs. Portland	11/23/10																						
at Fresno State	11/26/10																						
SACRAMENTO STATE	11/30/10																						
KANSAS STATE	12/03/10		27	4	5	.800	1	2	.500	1	2	.500	0	2	2	2.0	1	0	3	3	0	2	10.0
GONZAGA	12/08/10	*	28	2	6	.333	1	1	1.000	3	6	.500	1	2	3	2.5	0	0	5	2	0	0	8
TEXAS-PAN AMERICAN	12/10/10	*	32	0	1	.000	0	0	.000	0	0	.000	0	2	2	2.3	1	0	5	2	0	2	6.0
at Santa Clara	12/19/10		36	3	10	.300	1	2	.500	8	8	1.000	0	1	1	2.0	2	0	4	1	0	0	15
vs Mississippi State	12/22/10	*	27	2	3	.667	2	2	1.000	0	0	.000	1	2	3	2.2	2	0	4	3	0	2	6
vs Baylor	12/23/10	*	39	4	6	.667	2	3	.667	2	4	.500	1	5	6	2.8	1	0	4	3	0	1	12
vs Butler	12/25/10	*	34	1	6	.167	1	4	.250	3	4	.750	0	1	1	2.6	5	1	3	2	0	1	6
at UCLA	12/29/10	*	34	1	7	.143	0	1	.000	3	4	.750	2	5	7	3.1	4	0	3	2	0	1	5
at USC	12/31/10	*	37	2	11	.182	0	2	.000	3	3	1.000	0	0	0	2.8	2	0	1	0	0	7	
OREGON STATE	01/06/11	*	34	3	8	.375	2	6	.333	3	4	.750	1	5	6	3.1	0	0	9	4	0	2	11
OREGON	01/08/11	*	35	3	8	.375	3	5	.600	6	6	1.000	1	2	3	3.1	2	0	5	3	0	1	15
at California	01/13/11	*	42	3	12	.250	2	6	.333	2	2	1.000	0	1	1	2.9	2	0	3	2	0	0	10
at Stanford	01/15/11																						
ARIZONA STATE	01/20/11	*	33	4	10	.400	3	7	.429	0	0	.000	0	7	7	3.2	0	0	5	1	0	0	11
ARIZONA	01/22/11	*	34	2	7	.286	2	4	.500	4	4	1.000	0	1	1	3.1	2	0	4	1	0	2	10
WASHINGTON	01/30/11	*	36	4	8	.500	1	3	.333	9	10	.900	1	2	3	3.1	0	0	5	2	0	1	18
<b>Totals</b>			13	508	38	108	.352	21	48	.438	47	.825	8	38	46	3.1	24	1	6331	0	15	144	9.6

## CAREER STATISTICS

YEAR	GP	GS	MIN	AVG	FGM	-FGA	FG%	3-POINT			FTM	-FTA	FT%	REBOUNDS				PF	DQ	AST	TO	BLK	STL	PTS	AVG
								FGM	FGA	FG%				OFF	DEF	TOT	AVG								
2009-10	31	-30	1007	32.5	106	-254	.417	28	-87	.322	154	-194	.794	17	56	73	2.4	56	2	131	88	0	42	394	12.7
2010-11	15	-13	508	33.9	38	-108	.352	21	-48	.438	47	-57	.825	8	38	46	3.1	24	1	63	31	0	15	144	9.6
<b>TOTAL</b>	<b>46</b>	<b>-43</b>	<b>1515</b>	<b>32.9</b>	<b>144</b>	<b>-362</b>	<b>.398</b>	<b>49</b>	<b>-135</b>	<b>.363</b>	<b>201</b>	<b>-251</b>	<b>.801</b>	<b>25</b>	<b>94</b>	<b>119</b>	<b>2.6</b>	<b>80</b>	<b>3</b>	<b>194</b>	<b>119</b>	<b>0</b>	<b>57</b>	<b>538</b>	<b>11.7</b>



#5

# Will Dilorio

Guard • 6-5 • 188 • Freshman  
Bainbridge Island, Wash. • Bainbridge HS

## DIORIO'S

### CAREER/SEASON HIGHS

#### Minutes

Career 13 vs. Sacramento State, 11/30/10  
Season 13 vs. Sacramento State, 11/30/10  
Pac-10 2 at Stanford, 1/15/11

#### Points

Career 7 vs. Sacramento State, 11/30/10  
Season 7 vs. Sacramento State, 11/30/10  
Pac-10 None

#### Field Goals Made

Career 2 vs. Sacramento State, 11/30/10  
Season 2 vs. Sacramento State, 11/30/10  
Pac-10 None

#### Field Goal Attempts

Career 3 vs. Sacramento State, 11/30/10  
Season 3 vs. Sacramento State, 11/30/10  
Pac-10 None

#### 3-Pt Field Goals Made

Career None  
Season None  
Pac-10 None

#### 3-Pt Field Goal Attempts

Career None  
Season None  
Pac-10 None

#### Free Throws Made

Career 3 vs. Sacramento State, 11/30/10  
Season 3 vs. Sacramento State, 11/30/10  
Pac-10 None

#### Free Throws Attempted

Career 6 vs. Sacramento State, 11/30/10  
Season 6 vs. Sacramento State, 11/30/10  
Pac-10 None

#### Rebounds

Career 3 vs. Sacramento State, 11/30/10  
Season 3 vs. Sacramento State, 11/30/10  
Pac-10 1 at California, 1/13/11

#### Assists

Career None  
Season None  
Pac-10 None

#### Blocks

Career None  
Season None  
Pac-10 None

#### Steals

Career 1 (twice) vs. UTPA (Spokane), 12/10/10  
Season 1 (twice) vs. UTPA (Spokane), 12/10/10  
Pac-10 None

Most Recent Occurrences Noted

### 2010-11 GAME-BY-GAME STATISTICS


Opponent	Date	GS	Min	FG	FGA	Pct	3FG	FGA	Pct	FT	FTA	Pct	Off	Def	Tot	Avg	PF	FO	A	TO	Blk	Stl	Pts	AVG	
SOUTHERN UNIVERSITY	11/13/10																								
IDAHO	11/16/10																								
vs Portland	11/23/10	1	0	1	.000	0	0	.000	0	0	.000	0	0	0	0	0.0	0	0	0	0	0	0	0	0	0.0
at Fresno State	11/26/10	2	0	0	.000	0	0	.000	0	0	.000	0	0	0	0	0.0	0	0	0	0	0	0	0	0	0.0
SACRAMENTO STATE	11/30/10	13	2	3	.667	0	0	.000	3	6	.500	1	2	3	1.0	0	0	0	0	0	1	7	2.3		
KANSAS STATE	12/03/10	0	0	0	.000	0	0	.000	0	0	.000	0	0	0	0.8	0	0	0	0	0	0	0	0	1.8	
GONZAGA	12/08/10	3	0	0	.000	0	0	.000	0	0	.000	0	0	0	0.6	1	0	0	1	0	0	0	1.4		
TEXAS-PAN AMERICAN	12/10/10	6	1	1	1.000	0	0	.000	0	0	.000	1	1	2	0.8	1	0	0	1	0	1	2	1.5		
at Santa Clara	12/19/10																								
vs Mississippi State	12/22/10	1	0	1	.000	0	0	.000	0	0	.000	0	0	0	0.7	0	0	0	0	0	1	0	1.3		
vs Baylor	12/23/10																								
vs Butler	12/25/10																								
at UCLA	12/29/10																								
at USC	12/31/10																								
OREGON STATE	01/06/11																								
OREGON	01/08/11	1	0	0	.000	0	0	.000	0	0	.000	0	0	0	0.6	0	0	0	0	0	0	0	1.1		
at California	01/13/11	1	0	0	.000	0	0	.000	0	0	.000	0	1	1	0.7	0	0	0	0	0	0	0	1.0		
at Stanford	01/15/11	2	0	0	.000	0	0	.000	0	0	.000	0	0	0	0.6	1	0	0	0	0	0	0	0.9		
ARIZONA STATE	01/20/11	2	0	0	.000	0	0	.000	0	0	.000	0	0	0	0.5	0	0	0	0	0	0	0	0.8		
ARIZONA	01/22/11	0	0	0	.000	0	0	.000	0	0	.000	0	0	0	0.5	0	0	0	0	0	0	0	0.8		
WASHINGTON	01/30/11																								
Totals		0	32	3	6	.500	0	0	.000	3	6	.500	2	4	6	0.5	3	0	2	0	3	9	0.8		

### MISC. STATS

Category	Season	Career
Double-Figure Scoring	0	0
Double-Figure Rebounding	0	0
Double-Doubles	0	0
Triple-Doubles	0	0
Led WSU in Scoring	0	0
Led WSU in Rebounding	0	0
20+ Point Games	0	0
30+Point Games	0	0

### CAREER STATISTICS

YEAR	GP	GS	MIN	AVG	FGM	-FGA	FG%	3-POINT			REBOUNDS														
								FGM	FGA	FG%	FTM	-FTA	FT%	OFF	DEF	TOT	AVG	PF	DQ	AST	TO	BLK	STL	PTS	AVG
2010-11	12	0	32	2.7	3	-6	.500	0	0	.000	3	-6	.500	2	4	6	0.5	3	0	0	2	0	3	9	0.8
TOTAL	12	0	32	2.7	3	-6	.500	0	0	.000	3	-6	.500	2	4	6	0.5	3	0	0	2	0	3	9	0.8



#11

Faisal Aden

Guard • 6-4 • 185 • Junior  
San Diego, Calif. • Hillsborough CC

ADEN'S  
CAREER/SEASON HIGHS

2010-11 GAME-BY-GAME STATISTICS

Opponent	Date	GS	Min	FG	FGA	Pct	3FG	FGA	Pct	FT	FTA	Pct	Off	Def	Tot	Avg	PF	FO	ATO	Blk	Stl	Pts	Avg		
SOUTHERN UNIVERSITY	11/13/10	*	26	7	16	.438	1	8	.125	3	4	.750	0	6	6	6.0	0	0	1	4	0	3	18	18.0	
IDAHO	11/16/10	*	35	10	16	.625	3	6	.500	3	3	1.000	0	3	3	4.5	3	0	3	4	1	3	26	22.0	
vs Portland	11/23/10	*	30	8	15	.533	4	8	.500	1	1	1.000	0	2	2	3.7	1	0	0	3	0	2	21	21.7	
at Fresno State	11/26/10	*	37	11	22	.500	6	12	.500	0	0	.000	0	3	3	3.5	1	0	3	2	0	2	28	23.3	
SACRAMENTO STATE	11/30/10	*	20	5	10	.500	1	2	.500	0	1	.000	1	3	4	3.6	2	0	2	2	0	3	11	20.8	
KANSAS STATE	12/03/10	*	27	4	13	.308	0	2	.000	0	0	.000	2	1	3	3.5	0	0	2	0	0	0	8	18.7	
GONZAGA	12/08/10		21	6	12	.500	2	5	.400	0	0	.000	0	1	1	3.1	4	0	2	1	0	3	14	18.0	
TEXAS-PAN AMERICAN	12/10/10		28	8	15	.533	4	6	.667	0	0	.000	0	7	7	3.6	2	0	1	0	1	0	20	18.3	
at Santa Clara	12/19/10	*	19	3	7	.429	0	2	.000	0	0	.000	1	1	2	3.4	3	0	0	3	1	0	6	16.9	
vs Mississippi State	12/22/10		26	8	14	.571	3	5	.600	1	2	.500	3	4	7	3.8	1	0	1	2	0	3	20	17.2	
vs Baylor	12/23/10		26	5	9	.556	1	4	.250	2	2	1.000	1	0	1	3.5	3	0	1	3	0	0	13	16.8	
vs Butler	12/25/10		24	3	9	.333	1	2	.500	1	2	.500	1	3	4	3.6	0	0	1	0	0	0	8	16.1	
at UCLA	12/29/10		23	9	13	.692	1	2	.500	0	0	.000	1	2	3	3.5	3	0	1	3	0	2	19	16.3	
at USC	12/31/10		25	2	11	.182	0	4	.000	0	0	.000	0	0	0	3.3	0	0	1	3	0	2	4	15.4	
OREGON STATE	01/06/11		32	5	11	.455	3	7	.429	2	2	1.000	1	4	5	3.4	3	0	0	2	1	3	15	15.4	
OREGON	01/08/11		14	1	6	.167	1	4	.250	3	4	.750	1	2	3	3.4	1	0	1	5	0	1	6	14.8	
at California	01/13/11		25	3	7	.429	0	2	.000	0	0	.000	0	1	1	3.2	1	0	0	3	1	0	6	14.3	
at Stanford	01/15/11	*	36	8	19	.421	1	7	.143	3	4	.750	2	1	3	3.2	2	0	2	2	0	3	20	14.6	
ARIZONA STATE	01/15/11																								
ARIZONA	01/22/11		17	2	7	.286	1	6	.167	0	0	.000	1	3	4	3.3	1	0	4	2	0	0	5	14.1	
WASHINGTON	01/30/11		26	6	17	.353	3	6	.500	0	0	.000	0	4	4	3.3	0	0	4	2	1	1	15	14.2	
Totals			8	517	114	249	.458	36	100	.360	19	25	.760	15	51	66	3.3	31	0	28	48	6	31	283	14.2

Minutes

Career 37 at Fresno State, 11/26/10  
Season 37 at Fresno State, 11/26/10  
Pac-10 32 vs. Oregon State, 1/6/11

Points

Career 28 at Fresno State, 11/26/10  
Season 28 at Fresno State, 11/26/10  
Pac-10 20 at Stanford, 1/15/11

Field Goals Made

Career 11 at Fresno State, 11/26/10  
Season 11 at Fresno State, 11/26/10  
Pac-10 9 at UCLA, 12/29/10

Field Goal Attempts

Career 22 at Fresno State, 11/26/10  
Season 22 at Fresno State, 11/26/10  
Pac-10 19 at Stanford, 1/15/11

3-Pt Field Goals Made

Career 6 at Fresno State, 11/26/10  
Season 6 at Fresno State, 11/26/10  
Pac-10 3 vs. Washington, 1/30/11

3-Pt Field Goal Attempts

Career 12 at Fresno State, 11/26/10  
Season 12 at Fresno State, 11/26/10  
Pac-10 7 vs. Oregon State, 1/6/11

Free Throws Made

Career 3 (twice) at Stanford, 1/15/11  
Season 3 (twice) at Stanford, 1/15/11  
Pac-10 3 at Stanford, 1/15/11

Free Throws Attempted

Career 4 (twice) at Stanford, 1/15/11  
Season 4 (twice) at Stanford, 1/15/11  
Pac-10 4 at Stanford, 1/15/11

Rebounds

Career 7 (twice) vs. Miss. St. (Honolulu), 12/22/10  
Season 7 (twice) vs. Miss. St. (Honolulu), 12/22/10  
Pac-10 5 vs. Oregon State, 1/6/11

Assists

Career 4 (twice) vs. Washington, 1/30/11  
Season 4 (twice) vs. Washington, 1/30/11  
Pac-10 4 (twice) vs. Washington, 1/30/11

Blocks

Career 1 (four times) vs. Washington, 1/30/11  
Season 1 (four times) vs. Washington, 1/30/11  
Pac-10 1 (twice) vs. Washington, 1/30/11

Steals

Career 3 (twice) at Stanford, 1/15/11  
Season 3 (twice) at Stanford, 1/15/11  
Pac-10 3 (twice) at Stanford, 1/15/11


Most Recent Occurrences Noted

MISC. STATS

Category	Season	Career
Double-Figure Scoring	13	13
Double-Figure Rebounding	0	0
Double-Doubles	0	0
Triple-Doubles	0	0
Led WSU in Scoring	4	4
Led WSU in Rebounding	2	2
20+ Point Games	6	6
30+Point Games	0	0

CAREER STATISTICS

YEAR	GP	GS	MIN	AVG	FGM	-FGA	FG%	3-POINT			REBOUNDS							PTS	AVG						
								FGM	FGA	FG%	FTM	-FTA	FT%	OFF	DEF	TOT	AVG			PF	DQ	AST	TO	BLK	STL
2010-11	20	8	517	25.9	114	- 249	.458	36	- 100	.360	19	- 25	.760	15	51	66	3.3	31	0	28	48	6	31	283	14.2
TOTAL	20	8	517	25.9	114	- 249	.458	36	- 100	.360	19	- 25	.760	15	51	66	3.3	31	0	28	48	6	31	283	14.2



#12

# Brock Motum

Forward • 6-9 • 205 • Sophomore  
Brisbane, Australia • Australia Institute of Sport

## MOTUM'S

### CAREER/SEASON HIGHS

<b>Minutes</b>	Career	30 at Fresno State, 11/26/10
	Season	30 at Fresno State, 11/26/10
	Pac-10	22 at California, 1/13/11
<b>Points</b>	Career	14 (twice) vs. Southern, 11/13/10
	Season	14 vs. Southern, 11/13/10
	Pac-10	10 vs. Arizona, 2/6/10
<b>Field Goals Made</b>	Career	6 (3 times) vs. Baylor (Honolulu), 12/23/10
	Season	6 (3 times) vs. Baylor (Honolulu), 12/23/10
	Pac-10	4 vs. Arizona, 2/6/10
<b>Field Goal Attempts</b>	Career	10 (twice) vs. Baylor (Honolulu), 12/23/10
	Season	10 vs. Baylor (Honolulu), 12/23/10
	Pac-10	6 vs. Arizona, 2/6/10
<b>3-Pt Field Goals Made</b>	Career	2 vs. Southern, 11/13/10
	Season	2 vs. Southern, 11/13/10
	Pac-10	1 at California, 1/13/11
<b>3-Pt Field Goal Attempts</b>	Career	2 (three times) vs. Southern, 11/13/10
	Season	2 vs. Southern, 11/13/10
	Pac-10	1 (five times) at California, 1/13/11
<b>Free Throws Made</b>	Career	3 (three times) vs. Arizona, 1/22/11
	Season	3 (three times) vs. Arizona, 1/22/11
	Pac-10	3 vs. Arizona, 1/22/11
<b>Free Throws Attempted</b>	Career	4 (4 times) vs. Arizona, 1/22/11
	Season	4 (4 times) vs. Arizona, 1/22/11
	Pac-10	4 vs. Arizona, 1/22/11
<b>Rebounds</b>	Career	7 (twice) vs. UTPA (Spokane), 12/10/10
	Season	7 (twice) vs. UTPA (Spokane), 12/10/10
	Pac-10	5 vs. Oregon State, 1/6/11
<b>Assists</b>	Career	3 (three times) vs. Oregon State, 1/6/11
	Season	3 (twice) vs. Oregon State, 1/6/11
	Pac-10	3 vs. Oregon State, 1/6/11
<b>Blocks</b>	Career	1 (twice) vs. Kansas State, 12/3/10
	Season	1 (twice) vs. Kansas State, 12/3/10
	Pac-10	None
<b>Steals</b>	Career	2 at Fresno State, 11/26/10
	Season	2 at Fresno State, 11/26/10
	Pac-10	1 (four times) vs. Washington, 1/30/11

Most Recent Occurrences Noted

### 2010-11 GAME-BY-GAME STATISTICS


Opponent	Date	GS	Min	FG	FGA	Pct	3FG	FGA	Pct	FT	FTA	Pct	Off	Def	Tot	Avg	PF	FO	ATO	Blk	Stl	Pts	Avg	
SOUTHERN UNIVERSITY	11/13/10	*	24	6	6	1.000	2	2	1.000	0	0	.000	2	3	5	5.0	1	0	0	1	0	14	14.0	
IDAHO	11/16/10		15	4	6	.667	0	1	.000	0	0	.000	1	2	3	4.0	1	0	1	1	0	8	11.0	
vs Portland	11/23/10		7	2	3	.667	1	1	1.000	1	3	.333	0	1	1	3.0	1	0	0	2	1	6	9.3	
at Fresno State	11/26/10	*	30	5	6	.833	1	1	1.000	0	2	.000	2	5	7	4.0	2	0	0	0	2	11	9.8	
SACRAMENTO STATE	11/30/10	*	17	5	5	1.000	0	0	.000	1	3	.333	1	2	3	3.8	1	0	1	1	0	11	10.0	
KANSAS STATE	12/03/10		21	0	3	.000	0	1	.000	3	4	.750	2	1	3	3.7	5	1	0	0	1	3	8.8	
GONZAGA	12/08/10	*	18	3	5	.600	0	0	.000	2	2	1.000	0	0	0	3.1	3	0	1	2	0	8	8.7	
TEXAS-PAN AMERICAN	12/10/10		20	6	7	.857	1	1	1.000	0	1	.000	5	2	7	3.6	2	0	1	0	0	13	9.3	
at Santa Clara	12/19/10		29	2	7	.286	0	2	.000	3	4	.750	2	0	2	3.4	2	0	3	0	0	7	9.0	
vs Mississippi State	12/22/10		13	3	7	.429	0	1	.000	0	0	.000	3	2	5	3.6	3	0	1	1	0	6	8.7	
vs Baylor	12/23/10		23	6	10	.600	0	0	.000	0	0	.000	0	0	0	3.3	3	0	2	2	0	12	9.0	
vs Butler	12/25/10		17	3	4	.750	0	0	.000	2	4	.500	2	3	5	3.4	2	0	1	1	0	8	8.9	
at UCLA	12/29/10		15	2	3	.667	0	0	.000	1	2	.500	1	1	2	3.3	1	0	0	2	0	5	8.6	
at USC	12/31/10		8	0	0	.000	0	0	.000	0	0	.000	0	1	1	3.1	1	0	1	0	0	0	8.0	
OREGON STATE	01/06/11		15	3	4	.750	0	1	.000	2	2	1.000	2	3	5	3.3	3	0	3	2	0	8	8.0	
OREGON	01/08/11		14	2	3	.667	0	1	.000	0	0	.000	0	1	1	3.1	1	0	1	2	0	4	7.8	
at California	01/13/11	*	22	2	3	.667	1	1	1.000	0	0	.000	2	2	3	3.1	1	0	1	0	1	5	7.6	
at Stanford	01/15/11		14	1	1	1.000	0	0	.000	0	0	.000	0	1	1	2.9	0	0	1	1	0	2	7.3	
ARIZONA STATE	01/20/11		14	1	2	.500	0	0	.000	0	0	.000	1	1	2	2.9	1	0	0	1	0	2	7.0	
ARIZONA	01/22/11		13	3	4	.750	0	1	.000	3	4	.750	1	1	2	2.9	0	0	0	0	1	9	7.1	
WASHINGTON	01/30/11		17	2	3	.667	0	0	.000	1	2	.500	1	1	2	2.8	5	1	1	0	1	5	7.0	
<b>Totals</b>			5	366	61	.92	.663	6	14	.429	19	.33	.576	26	33	59	2.8	39	2	1820	2	9	147	7.0

### MISC. STATS

Category	Season	Career
Double-Figure Scoring	3	5
Double-Figure Rebounding	0	0
Double-Doubles	0	0
Triple-Doubles	0	0
Led WSU in Scoring	0	0
Led WSU in Rebounding	2	2
20+ Point Games	0	0
30+ Point Games	0	0

### CAREER STATISTICS

YEAR	GP	GS	MIN	AVG	3-POINT			REBOUNDS			PF	DQ	AST	TO	BLK	STL	PTS	AVG										
					FGM	FGA	FG%	OFF	DEF	TOT									AVG									
2009-10	19	0	128	6.7	23	-	41	.561	4	-	10	.400	5	-	11	.455	7	9	16	0.8	7	0	7	6	0	2	55	2.9
2010-11	21	5	366	17.4	61	-	92	.663	6	-	14	.429	19	-	33	.576	26	33	59	2.8	39	2	18	20	2	9	147	7.0
<b>TOTAL</b>	<b>40</b>	<b>5</b>	<b>494</b>	<b>12.4</b>	<b>84</b>	<b>-</b>	<b>133</b>	<b>.632</b>	<b>10</b>	<b>-</b>	<b>24</b>	<b>.417</b>	<b>24</b>	<b>-</b>	<b>44</b>	<b>.545</b>	<b>33</b>	<b>42</b>	<b>75</b>	<b>1.9</b>	<b>46</b>	<b>2</b>	<b>25</b>	<b>26</b>	<b>2</b>	<b>11</b>	<b>202</b>	<b>5.1</b>



#13

**Steven Bjornstad**  
 Center • 6-10 • 217 • Sophomore  
 Vancouver, Wash. • Columbia River HS

**BJORNSTAD'S  
 CAREER/SEASON HIGHS**

**Minutes**

Career 7 vs. Arizona State, 1/10/10  
 Season 6 vs. Sacramento State, 11/30/10  
 Pac-10 7 vs. Arizona State, 1/10/10

**Points**

Career 2 (5 times) vs. UTPA (Spokane), 12/10/10  
 Season 2 (twice) vs. UTPA (Spokane), 12/10/10  
 Pac-10 None

**Field Goals Made**

Career 1 (5 times) vs. UTPA (Spokane), 12/10/10  
 Season 1 vs. UTPA (Spokane), 12/10/10  
 Pac-10 None

**Field Goal Attempts**

Career 1 (4 times) vs. Sacramento State, 11/30/10  
 Season 1 (4 times) vs. Sacramento State, 11/30/10  
 Pac-10 None

**3-Pt Field Goals Made**

Career None  
 Season None  
 Pac-10 None

**3-Pt Field Goal Attempts**

Career None  
 Season None  
 Pac-10 None

**Free Throws Made**

Career 1 vs. IPFW, 11/19/09  
 Season None  
 Pac-10 None

**Free Throws Attempted**

Career 2 (twice) vs. Sacramento State, 11/30/10  
 Season 2 (twice) vs. Sacramento State, 11/30/10  
 Pac-10 None

**Rebounds**

Career 2 vs. Sacramento State, 11/30/10  
 Season 2 vs. Sacramento State, 11/30/10  
 Pac-10 None

**Assists**

Career None  
 Season None  
 Pac-10 None

**Blocks**

Career 1 (three times) at Oregon, 3/6/10  
 Season None  
 Pac-10 1 (twice) at Oregon, 3/6/10

**Steals**

Career None  
 Season None  
 Pac-10 None

Most Recent Occurrences Noted

**2010-11 GAME-BY-GAME STATISTICS**

Opponent	Date	GS	Min	FG	FGA	Pct	3FG	3FGA	Pct	FT	FTA	Pct	Off	Def	Tot	Avg	PF	FO	ATO	Blk	Stl	Pts	Avg	
SOUTHERN UNIVERSITY	11/13/10																							
IDAHO	11/16/10																							
vs. Portland	11/23/10																							
at Fresno State	11/26/10																							
SACRAMENTO STATE	11/30/10	6	1	1	1.000	0	0	.000	0	2	.000	1	1	2	2.0	0	0	0	1	0	0	2	2.0	
KANSAS STATE	12/03/10																							
GONZAGA	12/08/10																							
TEXAS-PAN AMERICAN	12/10/10	2	1	1	1.000	0	0	.000	0	0	.000	0	0	0	1.0	0	0	0	0	0	0	2	2.0	
at Santa Clara	12/19/10																							
vs Mississippi State	12/22/10																							
vs Baylor	12/23/10																							
vs Butler	12/25/10																							
at UCLA	12/29/10																							
at USC	12/31/10																							
OREGON STATE	01/06/11																							
OREGON	01/08/11																							
at California	01/13/11																							
at Stanford	01/15/11																							
ARIZONA STATE	01/20/11																							
ARIZONA	01/22/11																							
WASHINGTON	01/30/11																							
<b>Totals</b>		0	8	2	2	1.000	0	0	.000	0	2	.000	1	1	2	1.0	0	0	0	1	0	4	2.0	

**MISC. STATS**

Category	Season	Career
Double-Figure Scoring	0	0
Double-Figure Rebounding	0	0
Double-Doubles	0	0
Triple-Doubles	0	0
Led WSU in Scoring	0	0
Led WSU in Rebounding	0	0
20+ Point Games	0	0
30+ Point Games	0	0

**CAREER STATISTICS**

YEAR	GP	GS	MIN	AVG	FGM	-FGA	FG%	3-POINT			FTM	-FTA	FT%	REBOUNDS				PF	DQ	AST	TO	BLK	STL	PTS	AVG
								FGM	FGA	FG%				OFF	DEF	TOT	AVG								
2009-10	11	0	28	2.5	3	-5	.600	0	0	.000	1	-3	.333	1	1	2	0.2	4	0	0	3	3	0	7	0.6
2010-11	2	0	8	4.0	2	-2	1.000	0	0	.000	0	-2	.000	1	1	2	1.0	0	0	0	1	0	0	4	2.0
<b>TOTAL</b>	<b>13</b>	<b>0</b>	<b>36</b>	<b>2.8</b>	<b>5</b>	<b>-7</b>	<b>.714</b>	<b>0</b>	<b>0</b>	<b>.000</b>	<b>1</b>	<b>-5</b>	<b>.200</b>	<b>2</b>	<b>2</b>	<b>4</b>	<b>0.3</b>	<b>4</b>	<b>0</b>	<b>0</b>	<b>4</b>	<b>3</b>	<b>0</b>	<b>11</b>	<b>0.8</b>



#15

# Chris McNamara

Center • 6-10 • 277 • Junior  
Leeds, England • Bellevue CC

## MCNAMARA'S CAREER/SEASON HIGHS

### Minutes

Career 4 vs. Sacramento State, 11/30/10  
Season 4 vs. Sacramento State, 11/30/10  
Pac-10 None

### Points

Career None  
Season None  
Pac-10 None

### Field Goals Made

Career None  
Season None  
Pac-10 None

### Field Goal Attempts

Career 1 vs. Southern, 11/13/10  
Season 1 vs. Southern, 11/13/10  
Pac-10 None

### 3-Pt Field Goals Made

Career None  
Season None  
Pac-10 None

### 3-Pt Field Goal Attempts

Career None  
Season None  
Pac-10 None

### Free Throws Made

Career None  
Season None  
Pac-10 None

### Free Throws Attempted

Career None  
Season None  
Pac-10 None

### Rebounds

Career 1 vs. Sacramento State, 11/30/10  
Season 1 vs. Sacramento State, 11/30/10  
Pac-10 None

### Assists

Career 1 vs. Sacramento State, 11/30/10  
Season 1 vs. Sacramento State, 11/30/10  
Pac-10 None

### Blocks

Career None  
Season None  
Pac-10 None

### Steals

Career None  
Season None  
Pac-10 None

Most Recent Occurrences Noted

## 2010-11 GAME-BY-GAME STATISTICS

Opponent	Date	GS	Min	FG	FGA	Pct	3FG	FGA	Pct	FT	FTA	Pct	Off	Def	Tot	Avg	PF	FO	A	TO	Blk	Stl	Pts	Avg
SOUTHERN UNIVERSITY	11/13/10	1	0	1	.000	0	0	.000	0	0	0	.000	0	0	0	0.0	0	0	0	0	0	0	0	0.0
IDAHO	11/16/10																							
vs Portland	11/23/10	1	0	0	.000	0	0	.000	0	0	0	.000	0	0	0	0.0	0	0	0	0	0	0	0	0.0
at Fresno State	11/26/10																							
SACRAMENTO STATE	11/30/10	4	0	0	.000	0	0	.000	0	0	0	.000	0	1	1	0.3	2	0	1	0	0	0	0	0.0
KANSAS STATE	12/03/10																							
GONZAGA	12/08/10	2	0	0	.000	0	0	.000	0	0	0	.000	0	0	0	0.3	0	0	0	0	0	0	0	0.0
at Santa Clara	12/19/10																							
vs Mississippi State	12/22/10																							
vs Baylor	12/23/10																							
vs Butler	12/25/10																							
at UCLA	12/29/10																							
at USC	12/31/10																							
OREGON STATE	01/06/11																							
OREGON	01/08/11																							
at California	01/13/11																							
at Stanford	01/15/11																							
ARIZONA STATE	01/20/11																							
ARIZONA	01/22/11																							
WASHINGTON	01/30/11																							
Totals		0	8	0	1	.000	0	0	.000	0	0	.000	0	1	1	0.3	2	0	1	0	0	0	0	0.0

## MISC. STATS

Category	Season	Career
Double-Figure Scoring	0	0
Double-Figure Rebounding	0	0
Double-Doubles	0	0
Triple-Doubles	0	0
Led WSU in Scoring	0	0
Led WSU in Rebounding	0	0
20+ Point Games	0	0
30+Point Games	0	0

## CAREER STATISTICS

YEAR	GP	GS	MIN	AVG	3-POINT					REBOUNDS															
					FGM	FGA	FG%	FTM	FTA	FT%	OFF	DEF	TOT	AVG	PF	DQ	AST	TO	BLK	STL	PTS	AVG			
2010-11	4	0	8	2.0	0	-1	.000	0	-0	.000	0	-0	.000	0	1	1	0.3	2	0	1	0	0	0	0	0.0
TOTAL	4	0	8	2.0	0	-1	.000	0	-0	.000	0	-0	.000	0	1	1	0.3	2	0	1	0	0	0	0	0.0




#22

Ben Loewen

Guard • 6-0 • 172 • Junior

Spokane, Wash. • Whitworth University



LOEWEN'S  
CAREER/SEASON HIGHS

**Minutes**

Career 14 vs. Sacramento State, 11/30/10  
Season 14 vs. Sacramento State, 11/30/10  
Pac-10 1 (twice) vs. Oregon, 1/8/11

**Points**

Career 8 vs. Sacramento State, 11/30/10  
Season 8 vs. Sacramento State, 11/30/10  
Pac-10 None

**Field Goals Made**

Career 3 vs. Sacramento State, 11/30/10  
Season 3 vs. Sacramento State, 11/30/10  
Pac-10 None

**Field Goal Attempts**

Career 6 vs. Sacramento State, 11/30/10  
Season 6 vs. Sacramento State, 11/30/10  
Pac-10 1 vs. Oregon, 1/8/11

**3-Pt Field Goals Made**

Career 2 vs. Sacramento State, 11/30/10  
Season 2 vs. Sacramento State, 11/30/10  
Pac-10 None

**3-Pt Field Goal Attempts**

Career 3 vs. Sacramento State, 11/30/10  
Season 3 vs. Sacramento State, 11/30/10  
Pac-10 None

**Free Throws Made**

Career None  
Season None  
Pac-10 None

**Free Throws Attempted**

Career None  
Season None  
Pac-10 None

**Rebounds**

Career 1 (twice) vs. UTPA (Spokane), 12/10/10  
Season 1 (twice) vs. UTPA (Spokane), 12/10/10  
Pac-10 None

**Assists**

Career 1 vs. UTPA (Spokane), 12/10/10  
Season 1 vs. UTPA (Spokane), 12/10/10  
Pac-10 None

**Blocks**

Career None  
Season None  
Pac-10 None

**Steals**

Career 1 vs. Sacramento State, 11/30/10  
Season 1 vs. Sacramento State, 11/30/10  
Pac-10 None

Most Recent Occurrences Noted

2010-11 GAME-BY-GAME STATISTICS

Opponent	Date	GS	Min	FG	FGA	Pct	3FG	FGA	Pct	FT	FTA	Pct	Off	Def	Tot	Avg	PF	FO	ATO	Blk	Stl	Pts	Avg	
SOUTHERN UNIVERSITY	11/13/10	9	1	2	.500	0	0	.000	0	0	.000	1	0	1	1.0	0	0	0	0	0	0	2	2.0	
IDAHO	11/16/10																							
vs Portland	11/23/10	1	0	1	.000	0	1	.000	0	0	.000	0	0	0	0.5	0	0	0	0	0	0	0	1.0	
at Fresno State	11/26/10																							
SACRAMENTO STATE	11/30/10	14	3	6	.500	2	3	.667	0	0	.000	0	0	0	0.3	1	0	0	0	1	8	3.3		
KANSAS STATE	12/03/10																							
GONZAGA	12/08/10	2	0	0	.000	0	0	.000	0	0	.000	0	0	0	0.3	1	0	1	0	0	0	2.5		
TEXAS-PAN AMERICAN	12/10/10	2	0	0	.000	0	0	.000	0	0	.000	0	1	1	0.4	0	0	1	0	0	0	2.0		
at Santa Clara	12/19/10																							
vs Mississippi State	12/22/10	1	0	0	.000	0	0	.000	0	0	.000	0	0	0	0.3	0	0	0	0	0	0	1.7		
vs Baylor	12/23/10																							
vs Butler	12/25/10																							
at UCLA	12/29/10																							
at USC	12/31/10																							
OREGON STATE	01/06/11																							
OREGON	01/08/11	1	0	1	.000	0	0	.000	0	0	.000	0	0	0	0.3	0	0	0	0	0	0	1.4		
at California	01/13/11																							
at Stanford	01/15/11																							
ARIZONA STATE	01/20/11	1	0	0	.000	0	0	.000	0	0	.000	0	0	0	0.3	0	0	0	0	0	0	1.3		
ARIZONA	01/22/11																							
WASHINGTON	01/30/11																							
Totals		0	31	4	10	.400	2	4	.500	0	0	.000	1	1	2	0.3	2	0	1	1	0	1	10	3.3

CAREER STATISTICS

YEAR	GP	GS	MIN	AVG	FGM	-FGA	FG%	3-POINT			FTM	-FTA	FT%	REBOUNDS					AST	TO	BLK	STL	PTS	AVG		
								FGM	FGA	FG%				OFF	DEF	TOT	AVG	PF							DQ	
2009-10	4	0	8	2.0	0	-1	.000	0	0	.000	0	-0	.000	0	0	0	0.0	1	0	0	0	0	0	0	0	0.0
2010-11	8	0	31	3.9	4	-10	.400	2	4	.500	0	-0	.000	1	1	2	0.3	2	0	1	1	0	1	10	1.3	
TOTAL	12	0	39	3.3	4	-11	.364	2	4	.500	0	-0	.000	1	1	2	0.2	3	0	1	1	0	1	10	0.8	

MISC. STATS

Category	Season	Career
Double-Figure Scoring	0	0
Double-Figure Rebounding	0	0
Double-Doubles	0	0
Triple-Doubles	0	0
Led WSU in Scoring	0	0
Led WSU in Rebounding	0	0
20+ Point Games	0	0
30+ Point Games	0	0



#23

# DeAngelo Casto

Forward • 6-8 • 241 • Junior  
Spokane, Wash. • Ferris HS

## CASTO'S CAREER/SEASON HIGHS

### 2010-11 GAME-BY-GAME STATISTICS

Opponent	Date	GS	Min	FG	FGA	Pct	3FG	FGA	Pct	FT	FTA	Pct	Off	Def	Tot	Avg	PF	FO	A TO	Blk	Stl	Pts	Avg		
SOUTHERN UNIVERSITY	11/13/10		16	4	5	.800	0	0	.000	8	11	.727	1	4	5	5.0	4	0	0	3	1	0	16	16.0	
IDAHO	11/16/10	*	27	4	6	.667	0	0	.000	2	2	1.000	1	2	3	4.0	2	0	3	3	4	1	10	13.0	
vs Portland	11/23/10	*	29	1	3	.333	0	0	.000	0	0	.000	2	5	7	5.0	4	0	2	7	3	1	2	9.3	
at Fresno State	11/26/10																								
SACRAMENTO STATE	11/30/10																								
KANSAS STATE	12/03/10	*	30	3	8	.375	0	0	.000	3	4	.750	3	4	7	5.5	4	0	0	4	3	1	9	9.3	
GONZAGA	12/08/10		16	4	8	.500	0	0	.000	0	0	.000	2	2	4	5.2	4	0	0	1	1	0	8	9.0	
TEXAS-PAN AMERICAN	12/10/10	*	18	4	7	.571	0	0	.000	1	4	.250	2	5	7	5.5	1	0	0	4	3	0	9	9.0	
at Santa Clara	12/19/10	*	22	6	9	.667	0	0	.000	3	5	.600	4	6	10	6.1	4	0	0	1	2	2	15	9.9	
vs Mississippi State	12/22/10	*	22	2	3	.667	0	0	.000	2	4	.500	0	5	5	6.0	4	0	0	0	2	0	6	9.4	
vs Baylor	12/23/10	*	24	5	9	.556	0	0	.000	2	2	1.000	2	3	5	5.9	4	0	0	0	0	4	12	9.7	
vs Butler	12/25/10	*	31	3	9	.333	0	0	.000	0	0	.000	1	4	5	5.8	4	0	2	3	1	0	6	9.3	
at UCLA	12/29/10	*	28	4	9	.444	0	0	.000	0	0	.000	2	4	6	5.8	4	0	2	3	1	0	8	9.2	
at USC	12/31/10	*	34	8	11	.727	0	0	.000	2	2	1.000	2	6	8	6.0	1	0	0	1	1	1	18	9.9	
OREGON STATE	01/06/11	*	26	3	4	.750	0	0	.000	0	0	.000	1	4	5	5.9	4	0	0	2	3	0	6	9.6	
OREGON	01/08/11	*	26	5	9	.556	0	0	.000	2	3	.667	3	4	7	6.0	3	0	1	1	1	1	12	9.8	
at California	1/13/11		34	4	9	.444	0	0	.000	3	4	.750	3	8	11	6.3	5	1	1	4	0	1	11	9.9	
at Stanford	01/15/11	*	32	2	6	.333	0	0	.000	3	5	.600	2	5	7	6.4	2	0	2	2	0	2	7	9.7	
ARIZONA STATE	01/20/11	*	30	11	18	.611	0	0	.000	3	5	.600	2	3	5	6.3	1	0	0	2	4	0	25	10.6	
ARIZONA	01/22/11	*	35	8	12	.667	0	0	.000	1	4	.250	2	4	6	6.3	3	0	1	1	4	0	17	10.9	
WASHINGTON	01/30/11	*	21	5	9	.556	0	0	.000	1	4	.250	1	7	8	6.4	5	1	0	0	0	2	11	10.9	
Totals			16	501	86	154	.558	0	0	.000	36	59	.610	36	85	121	6.4	63	2	14	42	34	16	208	10.9

#### Minutes

Career 40 vs. Oregon (Los Angeles), 3/10/10  
Season 34 (twice) at California, 1/13/11  
Pac-10 37 vs. Oregon, 12/31/09

#### Points

Career 25 vs. Arizona State, 1/20/11  
Season 25 vs. Arizona State, 1/20/11  
Pac-10 25 vs. Arizona State, 1/20/11

#### Field Goals Made

Career 11 vs. Arizona State, 1/20/11  
Season 11 vs. Arizona State, 1/20/11  
Pac-10 11 vs. Arizona State, 1/20/11

#### Field Goal Attempts

Career 18 vs. Arizona State, 1/20/11  
Season 18 vs. Arizona State, 1/20/11  
Pac-10 18 vs. Arizona State, 1/20/11

#### 3-Pt Field Goals Made

Career None  
Season None  
Pac-10 None

#### 3-Pt Field Goal Attempts

Career 1 at Oregon State, 3/6/10  
Season None  
Pac-10 1 at Oregon State, 3/6/10

#### Free Throws Made

Career 8 vs. Southern, 11/13/10  
Season 8 vs. Southern, 11/13/10  
Pac-10 5 vs. Oregon, 12/31/09

#### Free Throws Attempted

Career 13 vs. Oregon (Los Angeles), 3/10/10  
Season 11 vs. Southern, 11/13/10  
Pac-10 8 (twice) vs. Oregon, 12/31/09

#### Rebounds

Career 14 (twice) vs. Idaho, 12/9/09  
Season 11 at California, 1/13/11  
Pac-10 12 vs. Oregon, 12/31/09

#### Assists

Career 5 vs. Arizona, 2/26/09  
Season 3 vs. Idaho, 11/16/10  
Pac-10 5 vs. Arizona, 2/26/09

#### Blocks

Career 5 (twice) at California, 2/13/10  
Season 4 (three times) vs. Arizona, 1/22/11  
Pac-10 5 (twice) at California, 2/13/10

#### Steals

Career 3 (four times) at Stanford, 2/11/10  
Season 4 vs. Baylor (Honolulu), 12/23/10  
Pac-10 3 at Stanford, 2/11/10

Most Recent Occurrences Noted

## MISC. STATS

Category	Season	Career
Double-Figure Scoring	7	26
Double-Figure Rebounding	0	7
Double-Doubles	2	9
Triple-Doubles	0	0
Led WSU in Scoring	2	5
Led WSU in Rebounding	5	20
20+ Point Games	1	1
30+Point Games	0	0

## CAREER STATISTICS

YEAR	GP	GS	MIN	AVG	FGM	-FGA	FG%	3-POINT			FTM	-FTA	FT%	REBOUNDS				PF	DQ	AST	TO	BLK	STL	PTS	AVG
								FGM	FGA	FG%				OFF	DEF	TOT	AVG								
2008-09	33	- 2	532	16.1	53	- 95	.558	0	- 0	.000	38	- 59	.644	43	88	131	4.0	54	1	15	37	39	14	144	4.4
2009-10	31	- 30	884	28.5	124	- 249	.498	0	- 1	.000	85	- 144	.590	82	134	216	7.0	76	1	16	67	67	22	333	10.7
2010-11	19	- 16	501	26.4	86	- 154	.558	0	- 0	.000	36	- 59	.610	36	85	121	6.4	63	2	14	42	34	16	208	10.9
TOTAL	83	- 48	1917	23.1	263	- 498	.528	0	- 1	.000	159	- 262	.607	161	307	468	5.6	193	4	45	146	140	52	685	8.3



#25

**Dre' Winston, Jr.**  
Guard • 6-1 • 166 • Freshman  
Lakewood, Wash. • Lakes HS

**WINSTON, JR.'S  
CAREER/SEASON HIGHS**

**Minutes**

Career 22 vs. Southern, 11/13/10  
Season 22 vs. Southern, 11/13/10  
Pac-10 8 at Stanford, 1/15/11

**Points**

Career 4 vs. Sacramento State, 11/30/10  
Season 4 vs. Sacramento State, 11/30/10  
Pac-10 None

**Field Goals Made**

Career 2 vs. Sacramento State, 11/30/10  
Season 2 vs. Sacramento State, 11/30/10  
Pac-10 None

**Field Goal Attempts**

Career 4 vs. Southern, 11/13/10  
Season 4 vs. Southern, 11/13/10  
Pac-10 None

**3-Pt Field Goals Made**

Career None  
Season None  
Pac-10 None

**3-Pt Field Goal Attempts**

Career None  
Season None  
Pac-10 None

**Free Throws Made**

Career 1 at Fresno State, 11/26/10  
Season 1 at Fresno State, 11/26/10  
Pac-10 None

**Free Throws Attempted**

Career 2 vs. Arizona State, 1/20/11  
Season 2 (three times) vs. Arizona State, 1/20/11  
Pac-10 None

**Rebounds**

Career 2 (twice) vs. Portland (Seattle), 11/23/10  
Season 2 (twice) vs. Portland (Seattle), 11/23/10  
Pac-10 1 (twice) vs. Arizona State, 1/20/11

**Assists**

Career 2 (twice) at Fresno State, 11/26/10  
Season 2 (twice) at Fresno State, 11/26/10  
Pac-10 1 vs. Oregon State, 1/6/11

**Blocks**

Career None  
Season None  
Pac-10 None

**Steals**

Career 2 vs. Sacramento State, 11/30/10  
Season 2 vs. Sacramento State, 11/30/10  
Pac-10 1 at Stanford, 1/15/11

Most Recent Occurrences Noted

**20010-11 GAME-BY-GAME STATISTICS**

Opponent	Date	GS	Min	FG	FGA	Pct	3FG	FGA	Pct	FT	FTA	Pct	Off	Def	Tot	Avg	PF	FO	ATO	Blk	Stl	Pts	Avg	
SOUTHERN UNIVERSITY	11/13/10	22	0	4	.000	0	0	.000	0	0	0	.000	1	1	2	2.0	2	0	0	0	0	0	0.0	
IDAHO	11/16/10	16	1	1	1.000	0	0	.000	0	0	0	.000	0	1	1	1.5	3	0	2	0	1	2	1.0	
vs Portland	11/23/10	18	1	2	.500	0	0	.000	0	0	0	.000	2	2	1.7	0	0	1	0	0	2	1.3		
at Fresno State	11/26/10	17	0	1	.000	0	0	.000	1	2	.500	0	0	0	1.3	1	0	2	0	0	0	1	1.3	
SACRAMENTO STATE	11/30/10	21	2	3	.667	0	0	.000	0	0	.000	0	1	1	1.2	2	0	0	1	0	2	4	1.8	
KANSAS STATE	12/03/10	1	0	1	.000	0	0	.000	0	0	.000	0	0	0	1.0	0	0	0	0	0	0	0	1.5	
GONZAGA	12/08/10	4	0	0	.000	0	0	.000	0	2	.000	0	1	1	1.0	0	0	1	0	0	0	0	1.3	
TEXAS-PAN AMERICAN	12/10/10	6	0	1	.000	0	0	.000	0	0	.000	1	1	2	1.1	0	0	0	0	0	0	0	1.1	
at Santa Clara	12/19/10	1	0	0	.000	0	0	.000	0	0	.000	0	0	0	1.0	0	0	0	1	0	0	0	1.0	
at Santa Clara	12/19/10	1	0	0	.000	0	0	.000	0	0	.000	0	0	0	1.0	0	0	0	1	0	0	0	1.0	
vs Mississippi State	12/22/10	5	1	2	.500	0	0	.000	0	1	.000	0	1	1	1.0	0	0	0	0	0	0	2	1.1	
vs Baylor	12/23/10																							
vs Butler	12/25/10	1	0	0	.000	0	0	.000	0	0	.000	0	0	0	0.9	0	0	0	0	0	0	0	1.0	
at UCLA	12/29/10	1	0	0	.000	0	0	.000	0	0	.000	0	0	0	0.8	0	0	0	1	0	0	0	0.9	
at USC	12/31/10	3	0	0	.000	0	0	.000	0	0	.000	0	0	0	0.8	0	0	0	0	0	0	0	0.8	
OREGON STATE	01/06/11	3	0	0	.000	0	0	.000	0	0	.000	0	0	0	0.7	0	0	1	1	0	1	0	0.8	
OREGON	01/08/11	3	0	0	.000	0	0	.000	0	0	.000	0	0	0	0.7	0	0	0	0	0	0	0	0.7	
at California	01/13/11																							
at Stanford	01/15/11	8	0	0	.000	0	0	.000	0	0	.000	0	1	1	0.7	2	0	1	1	0	1	0	0.7	
ARIZONA STATE	01/20/11	9	1	1	1.000	0	0	.000	0	2	.000	0	1	1	0.7	0	0	2	0	0	2	0	0.8	
ARIZONA	01/22/11	1	0	0	.000	0	0	.000	0	0	.000	0	0	0	0.7	0	0	0	0	0	0	0	0.7	
WASHINGTON	01/30/11																							
Totals		0	140	6	16	.375	0	0	.000	1	7	.143	2	10	12	0.7	10	0	8	7	0	5	13	0.7

**MISC. STATS**

Category	Season	Career
Double-Figure Scoring	0	0
Double-Figure Rebounding	0	0
Double-Doubles	0	0
Triple-Doubles	0	0
Led WSU in Scoring	0	0
Led WSU in Rebounding	0	0
20+ Point Games	0	0
30+Point Games	0	0

**CAREER STATISTICS**

YEAR	GP	GS	MIN	AVG	FGM	-FGA	FG%	3-POINT			FTM	-FTA	FT%	REBOUNDS				PF	DQ	AST	TO	BLK	STL	PTS	AVG
								FGM	FGA	FG%				OFF	DEF	TOT	AVG								
2010-11	18	0	140	7.8	6	- 16	.375	0	- 0	.000	1	- 7	.143	2	10	12	0.7	10	0	8	7	0	5	13	0.7
TOTAL	18	0	140	7.8	6	- 16	.375	0	- 0	.000	1	- 7	.143	2	10	12	0.7	10	0	8	7	0	5	13	0.7



#31

# Abe Lodwick

Guard/Forward • 6-7 • 208 • Junior  
Bend, Ore. • Mountain View HS

## LODWICK'S CAREER/SEASON HIGHS

<b>Minutes</b>	Career 32 at UCLA, 12/29/10
Season 32 at UCLA, 12/29/10	
Pac-10 32 at UCLA, 12/29/10	
<b>Points</b>	Career 13 vs. Portland State (Kennewick), 12/19/09
Season 9 vs. Mississippi St. (Honolulu), 12/22/10	
Pac-10 11 vs. USC, 2/20/10	
<b>Field Goals Made</b>	Career 5 vs. Portland State (Kennewick), 12/19/09
Season 3 vs. Mississippi St. (Honolulu), 12/22/10	
Pac-10 3 vs. USC, 2/20/10	
<b>Field Goal Attempts</b>	Career 7 vs. Canisius, 11/25/08
Season 5 (five times) vs. Oregon, 1/8/11	
Pac-10 6 vs. USC, 2/20/10	
<b>3-Pt Field Goals Made</b>	Career 3 (twice) vs. Miss. St. (Honolulu), 12/22/10
Season 3 vs. Mississippi St. (Honolulu), 12/22/10	
Pac-10 2 vs. Oregon, 1/8/11	
<b>3-Pt Field Goal Attempts</b>	Career 5 vs. Mississippi St. (Honolulu), 12/22/10
Season 5 vs. Mississippi St. (Honolulu), 12/22/10	
Pac-10 4 vs. Oregon, 1/8/11	
<b>Free Throws Made</b>	Career 4 vs. USC, 2/20/10
Season 2 (twice) vs. Washington, 1/30/11	
Pac-10 4 vs. USC, 2/20/10	
<b>Free Throws Attempted</b>	Career 4 (twice) vs. USC, 2/20/10
Season 2 (three times) vs. Washington, 1/30/11	
Pac-10 4 vs. USC, 2/20/10	
<b>Rebounds</b>	Career 9 vs. Mississippi Valley State, 11/13/09
Season 8 (twice) at Stanford, 1/15/11	
Pac-10 8 at Stanford, 1/15/11	
<b>Assists</b>	Career 5 vs. Sacramento State, 11/30/10
Season 5 vs. Sacramento State, 11/30/10	
Pac-10 3 vs. Arizona, 1/22/11	
<b>Blocks</b>	Career 3 at UCLA, 12/29/10
Season 3 at UCLA, 12/29/10	
Pac-10 3 at UCLA, 12/29/10	
<b>Steals</b>	Career 3 vs. Gonzaga, 12/8/10
Season 3 vs. Gonzaga, 12/8/10	
Pac-10 2 vs. Washington, 1/30/11	

Most Recent Occurrences Noted

### 2010-11 GAME-BY-GAME STATISTICS


Opponent	Date	GS	Min	FG	FGA	Pct	3FG	FGA	Pct	FT	FTA	Pct	Off	Def	Tot	AVG	PF	FO	ATO	Blk	Stl	Pts	AVG	
SOUTHERN UNIVERSITY	11/13/10	*	17	2	5	.400	0	2	.000	0	1	.000	1	0	1	1.0	4	0	1	0	1	4	4.0	
IDAHO	11/16/10	*	24	1	2	.500	0	0	.000	0	0	.000	1	4	5	3.0	2	0	0	0	0	2	3.0	
vs Portland	11/23/10	*	24	1	3	.333	1	3	.333	0	0	.000	0	4	4	3.3	3	0	1	0	2	1	3	3.0
at Fresno State	11/26/10	*	19	0	2	.000	0	2	.000	0	0	.000	0	3	3	3.3	3	0	1	2	0	1	0	2.3
SACRAMENTO STATE	11/30/10	*	22	1	5	.200	1	4	.250	0	0	.000	2	2	4	3.4	0	0	5	0	2	3	2.4	
KANSAS STATE	12/03/10	*	18	0	1	.000	0	1	.000	0	0	.000	0	3	3	3.3	5	1	0	0	0	0	2.0	
GONZAGA	12/08/10	*	19	1	3	.333	1	3	.333	1	2	.500	0	2	2	3.1	2	0	0	0	0	3	4	2.3
TEXAS-PAN AMERICAN	12/10/10	*	18	0	5	.000	0	5	.000	0	0	.000	0	2	2	3.0	1	0	2	2	0	0	2.0	
at Santa Clara	12/19/10	*	23	1	2	.500	1	2	.500	0	0	.000	1	5	6	3.3	5	1	2	0	0	3	2.1	
vs Mississippi State	12/22/10	*	25	3	5	.600	3	5	.600	0	0	.000	1	5	6	3.6	3	0	2	1	0	9	2.8	
vs Baylor	12/23/10	*	25	2	4	.500	1	3	.333	0	0	.000	1	7	8	4.0	3	0	1	2	1	0	5	3.0
vs Butler	12/25/10	*	12	0	3	.000	0	3	.000	0	0	.000	0	2	2	3.8	5	1	0	0	0	0	2.8	
at UCLA	12/29/10	*	32	1	1	1.000	0	0	.000	0	1	.000	0	7	7	4.1	4	0	2	0	3	1	2	2.7
at USC	12/31/10	*	27	2	4	.500	2	4	.500	0	0	.000	2	3	5	4.1	2	0	1	2	0	1	6	2.9
OREGON STATE	01/06/11	*	19	1	2	.500	1	2	.500	0	0	.000	1	2	3	4.1	4	0	0	1	0	1	3	2.9
OREGON	01/08/11	*	26	2	5	.400	2	4	.500	0	0	.000	0	6	6	4.2	4	0	1	0	0	6	3.1	
at California	01/13/11	*	21	1	2	.500	1	2	.500	0	0	.000	0	1	1	4.0	5	1	2	0	0	3	3.1	
at Stanford	01/15/11	*	29	0	2	.000	0	2	.000	2	2	1.000	8	8	4.2	3	0	0	2	0	0	2	3.1	
ARIZONA STATE	01/20/11	*	25	1	1	1.000	0	0	.000	0	0	.000	1	6	7	4.4	4	0	1	0	1	0	2	3.0
ARIZONA	01/22/11	*	28	1	3	.333	0	2	.000	0	0	.000	1	3	4	4.4	5	1	3	1	1	1	2	3.0
WASHINGTON	01/30/11	*	27	0	1	.000	0	1	.000	2	2	1.000	2	2	4.2	5	1	2	1	1	2	2	2.9	
<b>Totals</b>			21	480	21	61	.344	14	50	.280	5	8	.625	12	77	89	4.2	72	6	2714	9	14	61	2.9

### MISC. STATS

Category	Season	Career
Double-Figure Scoring	0	2
Double-Figure Rebounding	0	0
Double-Doubles	0	0
Triple-Doubles	0	0
Led WSU in Scoring	0	0
Led WSU in Rebounding	3	4
20+ Point Games	0	0
30+ Point Games	0	0

### CAREER STATISTICS

YEAR	GP	GS	MIN	AVG	FGM	-FGA	FG%	3-POINT			FTM	-FTA	FT%	REBOUNDS				PF	DQ	AST	TO	BLK	STL	PTS	AVG
								FGM	FGA	FG%				OFF	DEF	TOT	AVG								
2008-09	21	0	132	6.3	7	- 39	.179	3	- 28	.107	0	- - 0	.000	5	15	20	1.0	24	1	6	10	2	3	17	0.8
2009-10	28	- 21	328	11.7	24	- 61	.393	12	- 37	.324	11	- 13	.846	24	46	70	2.5	35	0	10	14	9	6	71	2.5
2010-11	21	- 21	480	22.9	21	- 61	.344	14	- 50	.280	5	- - 8	.625	12	77	89	4.2	72	6	27	14	9	14	61	2.9
<b>TOTAL</b>	<b>70</b>	<b>- 42</b>	<b>940</b>	<b>13.4</b>	<b>52</b>	<b>- 161</b>	<b>.323</b>	<b>29</b>	<b>- 115</b>	<b>.252</b>	<b>16</b>	<b>- 21</b>	<b>.762</b>	<b>41</b>	<b>138</b>	<b>179</b>	<b>2.6</b>	<b>131</b>	<b>7</b>	<b>43</b>	<b>38</b>	<b>20</b>	<b>23</b>	<b>149</b>	<b>2.1</b>



#40

# Charlie Enquist

Forward • 6-10 • 222 • Junior  
Edmonds, Wash. • Kings HS

## ENQUIST'S CAREER/SEASON HIGHS

### Minutes

Career 23 vs. Air Force (Spokane), 12/12/09  
Season 16 vs. Sacramento State, 11/30/10  
Pac-10 13 vs. Stanford, 1/16/10

### Points

Career 6 (twice) vs. Miss. Valley State, 11/13/09  
Season 5 vs. Sacramento State, 11/30/10  
Pac-10 4 vs. Stanford, 1/16/10

### Field Goals Made

Career 3 vs. Idaho State, 12/2/08  
Season 2 vs. Sacramento State, 11/30/10  
Pac-10 2 vs. Stanford, 1/16/10

### Field Goal Attempts

Career 3 (twice) vs. Sacramento State, 11/30/10  
Season 3 vs. Sacramento State, 11/30/10  
Pac-10 2 vs. Stanford, 1/16/10

### 3-Pt Field Goals Made

Career None  
Season None  
Pac-10 None

### 3-Pt Field Goal Attempts

Career None  
Season None  
Pac-10 None

### Free Throws Made

Career 4 vs. Mississippi Valley State, 11/13/09  
Season 1 (twice) vs. Washington, 1/30/11  
Pac-10 2 at Washington, 1/30/10

### Free Throws Attempted

Career 4 vs. Mississippi Valley State, 11/13/09  
Season 2 (four times) vs. Washington, 1/30/11  
Pac-10 2 (twice) vs. Washington, 1/30/11

### Rebounds

Career 5 (3 times) vs. Sacramento State, 11/30/10  
Season 5 vs. Sacramento State, 11/30/10  
Pac-10 4 vs. Stanford, 1/16/10

### Assists

Career 2 vs. San Diego, 11/28/09  
Season 1 vs. Southern, 11/13/10  
Pac-10 None

### Blocks

Career 3 vs. Mississippi Valley State, 11/15/08  
Season 1 (twice) vs. Gonzaga, 12/8/10  
Pac-10 2 vs. Stanford, 1/16/10

### Steals

Career 1 (7 times) vs. Sacramento State, 11/30/10  
Season 1 vs. Sacramento State, 11/30/10  
Pac-10 None

Most Recent Occurrences Noted

## MISC. STATS

Category	Season	Career
Double-Figure Scoring	0	0
Double-Figure Rebounding	0	0
Double-Doubles	0	0
Triple-Doubles	0	0
Led WSU in Scoring	0	0
Led WSU in Rebounding	0	1
20+ Point Games	0	0
30+ Point Games	0	0

## 2010-11 GAME-BY-GAME STATISTICS

Opponent	Date	GS	Min	FG	FGA	Pct	3FG	3FGA	Pct	FT	FTA	Pct	Off	Def	Tot	Avg	PF	FO	ATO	Blk	Stl	Pts	Avg
SOUTHERN UNIVERSITY	11/13/10	9	0	0	.000	0	0	.000	0	0	.000	0	0	0	0	0.0	1	0	1	0	1	0	0.0
IDAHO	11/16/10	2	0	0	.000	0	0	.000	0	0	.000	0	0	0	0	0.0	1	0	0	0	1	0	0.0
vs Portland	11/23/10	5	0	1	.000	0	0	.000	0	2	.000	1	0	1	0.3	0	0	0	0	0	0	0	0.0
at Fresno State	11/26/10	14	0	0	.000	0	0	.000	0	0	.000	0	1	1	0.5	0	0	0	0	0	0	0	0.0
SACRAMENTO STATE	11/30/10	16	2	3	.667	0	0	.000	1	2	.500	2	3	5	1.4	3	0	0	0	1	1	5	1.0
KANSAS STATE	12/03/10	2	0	0	.000	0	0	.000	0	2	.000	0	0	0	1.2	1	0	0	0	0	0	0	0.8
GONZAGA	12/08/10	5	1	1	1.000	0	0	.000	0	0	.000	0	0	1.0	2	0	0	0	1	0	2	1.0	
TEXAS-PAN AMERICAN	12/10/10	2	0	0	.000	0	0	.000	0	0	.000	0	0	0	0.9	0	0	0	0	0	0	0	0.9
at Santa Clara	12/19/10	--Did Not Play--																					
vs Mississippi State	12/22/10	4	0	1	.000	0	0	.000	0	0	.000	0	0	0	0.8	1	0	0	1	0	0	0	0.8
vs Baylor	12/23/10	--Did Not Play--																					
vs Butler	12/25/10	1	0	0	.000	0	0	.000	0	0	.000	0	0	0	0.7	0	0	0	0	0	0	0	0.7
at UCLA	12/29/10	1	0	0	.000	0	0	.000	0	0	.000	0	0	0	0.6	0	0	0	0	0	0	0	0.6
at USC	12/31/10	--Did Not Play--																					
OREGON STATE	01/06/11	--Did Not Play--																					
OREGON	01/08/11	3	0	1	.000	0	0	.000	0	0	.000	0	2	2	0.8	0	0	0	0	0	0	0	0.6
at California	01/13/11	2	0	0	.000	0	0	.000	0	0	.000	0	0	0	0.7	0	0	0	0	0	0	0	0.5
at Stanford	01/15/11	1	0	0	.000	0	0	.000	0	0	.000	0	0	0	0.6	0	0	0	0	0	0	0	0.5
ARIZONA STATE	01/20/11	1	0	0	.000	0	0	.000	0	0	.000	0	0	0	0.6	0	0	0	0	0	0	0	0.5
ARIZONA	01/22/11	--Did Not Play--																					
WASHINGTON	01/30/11	9	0	1	.000	0	0	.000	1	2	.500	2	1	3	0.8	0	0	0	0	0	0	1	0.5
Totals		0	77	3	8	.375	0	0	.000	2	8	.250	5	7	12	0.8	9	0	2	2	3	8	0.5

## CAREER STATISTICS

YEAR	GP	GS	MIN	AVG	FGM - FGA	FG%	3-POINT			FTM	-FTA	FT%	REBOUNDS				PF	DQ	AST	TO	BLK	STL	PTS	AVG
							FGM	FGA	FG%				OFF	DEF	TOT	AVG								
2008-09	11	0	53	4.8	5 - 10	.500	0	0	.000	1	-	.333	5	4	9	0.8	3	0	0	1	6	0	11	1.0
2009-10	17	1	165	9.7	8 - 14	.571	0	0	.000	10	-	.909	11	25	36	2.1	22	0	4	9	3	5	26	1.5
2010-11	16	0	77	4.8	3 - 8	.375	0	0	.000	2	-	.250	5	7	12	0.8	9	0	0	2	2	3	8	0.5
TOTAL	44	1	295	6.7	16 - 32	.500	0	0	.000	13	-	.591	21	36	57	1.3	34	0	4	12	11	8	45	1.0



#44

# Patrick Simon

Forward • 6-8 • 214 • Freshman  
Ephrata, Wash. • Ephrata HS

## SIMON'S CAREER/SEASON HIGHS

<b>Minutes</b>	
Career	20 vs. UTPA (Spokane), 12/10/10
Season	20 vs. UTPA (Spokane), 12/10/10
Pac-10	11 (twice) at California, 1/13/11
<b>Points</b>	
Career	12 vs. Idaho, 11/16/10
Season	12 vs. Idaho, 11/16/10
Pac-10	8 at California, 1/13/11
<b>Field Goals Made</b>	
Career	5 vs. Idaho, 11/16/10
Season	5 vs. Idaho, 11/16/10
Pac-10	3 at California, 1/13/11
<b>Field Goal Attempts</b>	
Career	8 vs. Gonzaga, 12/8/10
Season	8 vs. Gonzaga, 12/8/10
Pac-10	5 at California, 1/13/11
<b>3-Pt Field Goals Made</b>	
Career	3 vs. Gonzaga, 12/8/10
Season	3 vs. Gonzaga, 12/8/10
Pac-10	2 at California, 1/13/11
<b>3-Pt Field Goal Attempts</b>	
Career	5 (3 times) vs. Butler (Honolulu), 12/25/10
Season	5 (3 times) vs. Butler (Honolulu), 12/25/10
Pac-10	3 at California, 1/13/11
<b>Free Throws Made</b>	
Career	3 vs. Sacramento State, 11/30/10
Season	3 vs. Sacramento State, 11/30/10
Pac-10	2 vs. Oregon, 1/8/11
<b>Free Throws Attempted</b>	
Career	4 vs. Sacramento State, 11/30/10
Season	4 vs. Sacramento State, 11/30/10
Pac-10	2 vs. Oregon, 1/8/11
<b>Rebounds</b>	
Career	8 vs. Southern, 11/13/10
Season	8 vs. Southern, 11/13/10
Pac-10	2 vs. Oregon, 1/8/11
<b>Assists</b>	
Career	1 (6 times) vs. Butler (Honolulu), 12/25/10
Season	1 (6 times) vs. Butler (Honolulu), 12/25/10
Pac-10	None
<b>Blocks</b>	
Career	1 vs. Oregon, 1/8/11
Season	1 vs. Oregon, 1/8/11
Pac-10	1 vs. Oregon, 1/8/11
<b>Steals</b>	
Career	1 vs. Southern, 11/13/10
Season	1 vs. Southern, 11/13/10
Pac-10	None

Most Recent Occurrences Noted

## MISC. STATS

Category	Season	Career
Double-Figure Scoring	2	2
Double-Figure Rebounding	0	0
Double-Doubles	0	0
Triple-Doubles	0	0
Led WSU in Scoring	0	0
Led WSU in Rebounding	1	1
20+ Point Games	0	0
30+Point Games	0	0

## 2010-11 GAME-BY-GAME STATISTICS

Opponent	Date	GS	Min	FG	FGA	Pct	3FG	FGA	Pct	FT	FTA	Pct	Off	Def	Tot	Avg	PF	FO	ATO	Blk	Stl	Pts	Avg	
SOUTHERN UNIVERSITY	11/13/10	13	3	6	.500	2	4	.500	1	1	1.000	2	6	8	8.0	0	0	1	0	0	1	9	9.0	
IDAHO	11/16/10	13	5	7	.714	1	2	.500	1	2	.500	0	1	1	4.5	3	0	0	0	0	0	12	10.5	
vs Portland	11/23/10	13	2	4	.500	2	4	.500	0	0	.000	0	0	0	3.0	4	0	0	0	0	0	6	9.0	
at Fresno State	11/26/10	18	0	5	.000	0	4	.000	0	0	.000	0	4	4	3.3	2	0	1	1	0	0	0	6.8	
SACRAMENTO STATE	11/30/10	14	2	4	.500	1	3	.333	3	4	.750	2	4	6	3.8	1	0	0	0	0	0	0	8	7.0
KANSAS STATE	12/03/10	8	1	4	.250	1	3	.333	0	0	.000	0	1	1	3.3	0	0	0	0	0	0	3	6.3	
GONZAGA	12/08/10	19	4	8	.500	3	5	.600	0	0	.000	1	1	2	3.1	1	0	1	0	0	0	11	7.0	
TEXAS-PAN AMERICAN	12/10/10	20	3	7	.429	2	5	.400	0	0	.000	0	1	1	2.9	2	0	1	0	0	0	8	7.1	
at Santa Clara	12/19/10	16	1	4	.250	0	1	.000	0	0	.000	1	1	2	2.8	1	0	0	2	0	0	2	6.6	
vs Mississippi State	12/22/10	12	0	2	.000	0	2	.000	0	0	.000	0	2	2	2.7	2	0	0	0	0	0	0	5.9	
vs Baylor	12/23/10	6	0	1	.000	0	1	.000	0	0	.000	0	1	1	2.5	2	0	0	0	0	0	0	5.4	
vs Butler	12/25/10	19	2	7	.286	1	5	.200	0	0	.000	0	4	4	2.7	0	0	1	0	0	0	5	5.3	
at UCLA	12/29/10	4	1	2	.500	0	1	.000	0	0	.000	0	0	0	2.5	2	0	0	0	0	0	2	5.1	
at USC	12/31/10	6	0	2	.000	0	1	.000	0	0	.000	0	1	1	2.4	0	0	0	0	0	0	0	4.7	
OREGON STATE	01/06/11	8	0	0	.000	0	0	.000	0	0	.000	0	1	1	2.3	0	0	0	0	0	0	0	4.4	
OREGON	01/08/11	11	1	2	.500	1	2	.500	2	2	1.000	2	2	2.3	0	0	0	0	0	1	0	5	4.4	
at California	01/13/11	11	3	5	.600	2	3	.667	0	0	.000	0	1	1	2.2	0	0	0	0	0	0	8	4.6	
at Stanford	01/15/11	6	1	3	.333	1	3	.333	0	0	.000	0	1	1	2.1	1	0	0	0	0	0	3	4.6	
ARIZONA STATE	01/20/11	10	1	2	.500	1	2	.500	1	2	.500	0	1	1	2.1	1	0	0	0	0	0	4	4.5	
ARIZONA	01/22/11	4	0	0	.000	0	0	.000	0	0	.000	0	0	0	2.0	0	0	0	0	0	0	0	4.3	
WASHINGTON	01/30/11	6	1	1	1.000	1	1	1.000	0	0	.000	0	1	1	1.9	0	0	0	0	0	0	3	4.2	
<b>Totals</b>		0	237	31	76	.408	19	52	.365	8	11	.727	6	34	40	1.9	22	0	5	3	1	1	89	4.2

## CAREER STATISTICS

YEAR	GP	GS	MIN	AVG	FGM - FGA	FG%	3-POINT			FTM	-FTA	FT%	REBOUNDS				PF	DQ	AST	TO	BLK	STL	PTS	AVG
							FGM	FGA	FG%				OFF	DEF	TOT	AVG								
2010-11	21	0	237	11.3	31 - 76	.408	19	52	.365	8	11	.727	6	34	40	1.9	22	0	5	3	1	1	89	4.2
<b>TOTAL</b>	21	0	237	11.3	31 - 76	.408	19	52	.365	8	11	.727	6	34	40	1.9	22	0	5	3	1	1	89	4.2



## THE LAST TIME...

### SCORING

Less than 40 points	37 vs. Stanford at Pullman, 2/25/06
40-49 points	46 vs. Arizona State at Tempe, 1/10/10
90-99 points	93 vs. Portland State at Kennewick, 12/19/09
100+ points (regulation)	102 vs. Centenary at Pullman, 3/2/02
100+ points	110 vs. Gonzaga at Pullman, 12/7/02

### OPPONENT SCORING

Less than 40 points	36 Sacramento State at Pullman, 11/30/10
40-49 points	47 USC at Pullman, 2/20/10
90-99 points	92 Washington at Seattle, 1/30/10
100+ points (regulation)	115 Oregon at Eugene, 2/21/02
100+ points	110 Gonzaga at Pullman, 12/7/02

### FIELD GOAL PERCENTAGE

Less than .200 shooting	UNKNOWN
.200-.299 shooting	.295 (18-61) vs. Washington at Pullman, 2/27/10
.300-.399 shooting	.367 (22-60) vs. USC at Los Angeles, 12/31/10
.300-399 shooting and won	.368 (21-57) vs. USC at Pullman, 2/20/10
.600 shooting or higher	.635 (33-52) vs. Portland State at Kennewick, 12/19/09

### OPPONENT FIELD GOAL PERCENTAGE

Less than .200 shooting	.167 (9-54) Miss.Valley St. at Pullman, 11/15/08
.200-.299 shooting	.260 (13-50) Oregon at Los Angeles, 3/12/09
.300-.399 shooting	.371 (23-62) Washington at Pullman, 1/30/11
.300-399 shooting and won	.368 (21-57) vs. Arizona at Pullman, 1/22/11
.600 shooting or higher	.638 (30-47) Oklahoma State at Stillwater, 12/4/04

### BASKETS MADE

40+ field goals made	(40-63) vs. UCLA at Pullman, 1/4/03
10+ 3-point field goals made	(11-29) vs. Oregon State at Pullman, 1/6/11
15+ 3-point field goals made (15-29)	vs. Sacramento State at Pullman, 11/21/08
Did not make a 3-pointer	(0-6) vs. Oregon at Los Angeles, 3/12/09
Made 30+ free throws	(32-39) vs. Centenary at Pullman, 3/2/02
Attempted 45+ free throws	(37-47) vs. Arizona State at Pullman, 1/13/01
Attempted less than five free throws	(1-1) vs. California at Berkeley, 2/7/09
Attempted 5-10 free throws	(6-7) vs. USC at Los Angeles, 12/31/10
Attempted 11-15 free throws	(12-13) vs. California at Berkeley, 1/13/11
Attempted zero free throws in a half	vs. Arizona State at Pullman (first half), 2/28/09

### OPPONENT BASKETS MADE

40+ field goals made	(40-76) Arizona at Tucson, 2/3/96
10+ 3-point field goals made	(11-31) Washington at Pullman, 1/30/11
15+ 3-point field goals made	(16-26) Oregon at Eugene, 2/21/06
Did not make a 3-pointer	(0-15) Mississippi Valley State at Spokane, 11/24/07
Made 30+ free throws	(33-36) Santa Clara at Santa Clara, 12/19/10
Attempted 45+ free throws	(32-47) Colorado State at Fort Collins, 12/14/02
Attempted less than five free throws	(3-4) Sacramento St. at Pullman, 11/21/08
Attempted 5-10 free throws	(5-9) Oregon at Pullman, 1/6/11
Attempted 11-15 free throws	(5-14) Sacramento State at Pullman, 11/30/10
Attempted zero free throws in a half	California at Pullman (first half), 1/14/10

### REBOUNDS

Less than 10 rebounds	UNKNOWN
10-20 rebounds	20 (2 off/18 def) vs. California at Berkeley, 2/7/09
50+ rebounds	50 (15 off/35 def) vs. Southern at Pullman, 11/13/10
20+ rebound margin	+27 (50/23) vs. Southern at Pullman, 11/13/10

### OPPONENT REBOUNDS

Less than 10 rebounds	7 Princeton at East Lansing, Mich., 12/29/92
10-20 rebounds	20 (5 off/15 def) Montana State at Seattle, 12/13/08
50+ rebounds	52 (16 off/ 36 def) Washington at Seattle, 1/30/10
20+ rebound margin	+20 (47/27) Arizona at Spokane, 12/29/05

### STEALS

10-15 steals	13 vs. Washington at Pullman, 1/30/11
More than 15 steals	16 vs. Wyoming at Pullman, 11/30/05

### OPPONENT STEALS

10-15 steals	12 Oregon State at Pullman, 1/6/11
More than 15 steals	15 Southern at Pullman, 12/4/99

### ASSISTS

20-25 assists	20 vs. Arizona at Pullman, 1/22/11
More than 25 assists	27 vs. UC Riverside at Pullman, 11/19/05

### OPPONENT ASSISTS

20-25 assists	20 UCLA at Los Angeles, 12/29/10
More than 25 assists	30 Arizona at Tucson, 2/1/01

### TURNOVERS

Less than 5 turnovers	4 vs. Stanford at Pullman, 2/2/08
5-10 turnovers	8 vs. USC at Los Angeles, 12/31/10
25-30 turnovers	25 vs. Kansas State at Manhattan, Kan., 12/5/09
31-35 turnovers	31 vs. UCLA at Los Angeles, 2/25/99
35 or more turnovers	37 vs. USC at Pullman, 1/10/65

### OPPONENT TURNOVERS

Less than 5 turnovers	4 Oregon State at Pullman, 2/14/09
5-10 turnovers	9 Arizona State at Pullman, 1/20/11
25-30 turnovers	25 Gonzaga at Spokane, 12/8/10
31-35 turnovers	32 Prairie View A&M at Pullman, 11/24/01
35 or more turnovers	35 Central Connecticut State, 11/22/91

### BLOCKED SHOTS

10+ blocked shots	11 vs. Portland at Seattle, 11/23/10
-------------------	--------------------------------------

### OPPONENT BLOCKED SHOTS

10+ blocked shots	11 Arizona at Tucson, 11/13/00
-------------------	--------------------------------

### FREE THROW PERCENTAGE

Less than .500	.476 (10-21) vs. Sacramento State at Pullman, 11/30/10
.900-.999	.923 (12-13) vs. California at Berkeley, 1/16/11
1.000	1.000 (1-1) vs. California at Berkeley, 2/7/09

### OPPONENT FREE THROW PERCENTAGE

Less than .500	.357 (5-14) Sacramento State at Pullman, 11/30/10
.900-.999	.917 (33-36) Santa Clara at Santa Clara, 12/19/10
1.000	1.000 (10-10) Oregon at Los Angeles, 3/10/10

### MARGIN OF VICTORY

1-point	82-81 vs. UCLA at Los Angeles, 2/21/09
2-points	78-76 vs. Arizona at Tucson, 1/8/10
20-30 points	26 (83-57) vs. Mississippi State at Honolulu, 12/22/10
Back-to-back 20+ points	22 (81-59) vs. Gonzaga at Spokane, 12/8/10
	22 (74-52) vs. UTPA at Spokane, 12/10/10
31-40 points	39 (86-47) vs. Southern at Pullman, 11/13/10
41-50 points	48 (84-36) vs. Sacramento State at Pullman, 11/30/10
50+ points	51 (76-25) vs. Mississippi Valley State at Pullman, 11/15/08
30+ halftime lead	30 (47-17) vs. Sacramento State at Pullman, 11/30/10
Single-overtime win	vs Santa Clara at Santa Clara, 12/19/10
Double-overtime win	vs.Washington at Pullman, 3/8/08 (76-73)
Triple-overtime win	vs. UCLA at Pullman, 1/2/82 (57-51)

### OPPONENT MARGIN OF VICTORY

1-point	57-56 (OT) Arizona at Pullman, 2/24/05
2-points	65-63 vs. Arizona at Pullman, 1/22/11
20-30 points	20 (71-51) UCLA at Pullman, 2/18/10
Back-to-back 20+ points	38 (96-58) Gonzaga at Spokane, 12/28/03
	22 (73-51) Stanford at Stanford, 1/2/04

31-40 points	
40+ points	52 (81-29) Oklahoma State at Stillwater, 12/4/04
30+ halftime lead	30 (21-51) Arizona State at Tempe, 2/7/02
Single-overtime win	California at Berkeley, 1/16/11 (88-81)
Double-overtime win	Oregon at Pullman, 12/31/09 (91-89)
Triple-overtime win	Oregon at Pullman, 1/14/99 (87-83)



## 2010-11 STATISTICS • ALL GAMES

RECORD:	OVERALL	HOME	AWAY	NEUTRAL
ALL GAMES	15-6	9-2	3-3	3-1
CONFERENCE	5-4	4-1	1-3	0-0
NON-CONFERENCE	10-2	5-1	2-0	3-1

##	Player	TOTAL											3-PTS			REBOUNDS																		
		GP	GS	Min	Avg	FG	FGA	Pct	3FG	FGA	Pct	FT	FTA	Pct	Off	Def	Tot	Avg	PF	FO	A	TO	Blk	Stl	Pts	Avg								
01	Thompson, Klay	21	21	713	34.0	156	336	.464	65	151	.430	92	114	.807	14	98	112	5.3	61	0	92	71	23	42	469	22.3								
11	Aden, Faisal	20	8	517	25.9	114	249	.458	36	100	.360	19	25	.760	15	51	66	3.3	31	0	28	48	6	31	283	14.2								
23	Casto, DeAngelo	19	16	501	26.4	86	154	.558	0	0	.000	36	59	.610	36	85	121	6.4	63	2	14	42	34	16	208	10.9								
03	Moore, Reggie	15	13	508	33.9	38	108	.352	21	48	.438	47	57	.825	8	38	46	3.1	24	1	63	31	0	15	144	9.6								
12	Motum, Brock	21	5	366	17.4	61	92	.663	6	14	.429	19	33	.576	26	33	59	2.8	39	2	18	20	2	9	147	7.0								
00	Capers, Marcus	21	21	632	30.1	54	95	.568	1	7	.143	38	60	.633	33	73	106	5.0	43	1	46	17	12	18	147	7.0								
44	Simon, Patrick	21	0	237	11.3	31	76	.408	19	52	.365	8	11	.727	6	34	40	1.9	22	0	5	3	1	1	89	4.2								
31	Lodwick, Abe	21	21	480	22.9	21	61	.344	14	50	.280	5	8	.625	12	77	89	4.2	72	6	27	14	9	14	61	2.9								
13	Bjornstad, Steven	2	0	8	4.0	2	2	1.000	0	0	.000	0	2	.000	1	1	2	1.0	0	0	1	0	0	4	2.0									
22	Loewen, Ben	8	0	31	3.9	4	10	.400	2	4	.500	0	0	.000	1	1	2	0.3	2	0	1	1	0	1	10	1.3								
05	Dilorio, Will	12	0	32	2.7	3	6	.500	0	0	.000	3	6	.500	2	4	6	0.5	3	0	0	2	0	3	9	0.8								
25	Winston, Jr., Dre'	18	0	140	7.8	6	16	.375	0	0	.000	1	7	.143	2	10	12	0.7	10	0	8	7	0	5	13	0.7								
40	Enquist, Charlie	16	0	77	4.8	3	8	.375	0	0	.000	2	8	.250	5	7	12	0.8	9	0	0	2	2	3	8	0.5								
15	McNamara, Chris	4	0	8	2.0	0	1	.000	0	0	.000	0	0	.000	0	1	1	0.3	2	0	1	0	0	0	0	0.0								
TM	TEAM.....												24	38	62	3.0	0																	
	Total.....	21												579	1214	.477	164	426	.385	270	390	.692	185	551	736	35.0	381	12	303	262	89	158	1592	75.8
	Opponents.....	21												459	1215	.378	153	492	.311	296	419	.706	265	502	767	36.5	383	-	263	330	53	133	1367	65.1

SCORE BY PERIODS:	1st	2nd	OT	Total	DEADBALL REBOUNDS:	OFF	DEF	TOTAL
Washington State	755	816	21	1592	Washington State	62	9	71
Opponents	651	694	22	1367	Opponents	52	8	60

## 2010-11 STATISTICS • PAC-10 GAMES

RECORD:	OVERALL	HOME	AWAY	NEUTRAL
ALL GAMES	5-4	4-1	1-3	0-0
CONFERENCE	5-4	4-1	1-3	0-0
NON-CONFERENCE	0-0	0-0	0-0	0-0

##	Player	TOTAL											3-PTS			REBOUNDS																		
		GP	GS	Min	Avg	FG	FGA	Pct	3FG	FGA	Pct	FT	FTA	Pct	Off	Def	Tot	Avg	PF	FO	A	TO	Blk	Stl	Pts	Avg								
01	Thompson, Klay	9	9	319	35.4	68	159	.428	31	70	.443	34	42	.810	9	53	62	6.9	30	0	40	33	15	15	201	22.3								
23	Casto, DeAngelo	9	8	266	29.6	50	87	.575	0	0	.000	15	27	.556	18	45	63	7.0	28	2	7	16	14	7	115	12.8								
11	Aden, Faisal	8	1	198	24.8	36	91	.396	10	38	.263	8	10	.800	6	17	23	2.9	11	0	13	22	3	12	90	11.3								
03	Moore, Reggie	8	8	285	35.6	22	71	.310	13	34	.382	30	33	.909	5	23	28	3.5	12	0	35	15	0	7	87	10.9								
00	Capers, Marcus	9	9	272	30.2	24	43	.558	0	3	.000	21	29	.724	13	27	40	4.4	16	1	13	11	6	7	69	7.7								
12	Motum, Brock	9	1	132	14.7	16	23	.696	1	4	.250	7	10	.700	6	12	18	2.0	13	1	7	9	0	3	40	4.4								
31	Lodwick, Abe	9	9	234	26.0	9	21	.429	6	17	.353	4	5	.800	5	38	43	4.8	36	3	12	7	6	6	28	3.1								
44	Simon, Patrick	9	0	66	7.3	8	17	.471	6	13	.462	3	4	.750	0	8	8	0.9	4	0	0	0	1	0	25	2.8								
25	Winston, Jr., Dre'	7	0	28	4.0	1	1	1.000	0	0	.000	0	2	.000	0	2	2	0.3	2	0	2	5	0	2	2	0.3								
40	Enquist, Charlie	6	0	17	2.8	0	2	.000	0	0	.000	1	2	.500	2	3	5	0.8	0	0	0	0	0	0	1	0.2								
22	Loewen, Ben	2	0	2	1.0	0	1	.000	0	0	.000	0	0	.000	0	0	0	0.0	0	0	0	0	0	0	0	0.0								
05	Dilorio, Will	5	0	6	1.2	0	0	.000	0	0	.000	0	0	.000	0	1	1	0.2	1	0	0	0	0	0	0	0.0								
TM	TEAM.....												10	15	25	2.8	0																	
	Total.....	9												234	516	.453	67	179	.374	123	164	.750	74	244	318	35.3	153	7	129	119	45	59	658	73.1
	Opponents.....	9												213	549	.388	75	204	.368	124	174	.713	117	221	338	37.6	157	-	126	126	19	64	625	69.4

SCORE BY PERIODS:	1st	2nd	OT	Total	DEADBALL REBOUNDS:	OFF	DEF	TOTAL
Washington State	312	339	7	658	Washington State	26	1	27
Opponents	291	320	14	625	Opponents	24	2	26



**2010-11 RESULTS**

DATE	TIME	OPPONENT	W/L	SCORE	ATTEND	OVERALL	PAC-10	HIGH POINTS	HIGH REBOUNDS
11/13/10	5 p.m.	SOUTHERN UNIVERSITY	W	86-47	6173	1-0	0-0	(18)Aden, Faisal	(15)Capers, Marcus
11/16/10	7 p.m.	IDAHO	W	88-71	6024	2-0	0-0	(26)Aden, Faisal	(5)Lodwick, Abe
11/23/10	7:30 p.m.	vs Portland	W	84-68	8441	3-0	0-0	(35)Thompson, Klay	(7)Casto, DeAngelo
11/26/10	7:07 p.m.	at Fresno State	W	66-55	7158	4-0	0-0	(28)Aden, Faisal	(8)Capers, Marcus
11/30/10	7 p.m.	SACRAMENTO STATE	W	84-36	5099	5-0	0-0	(16)Thompson, Klay	(6)Simon, Patrick
12/03/10	8 p.m.	No. 5 KANSAS STATE	L	58-63	11671	5-1	0-0	(16)Thompson, Klay	(7)Casto, DeAngelo
12/08/10	8 p.m.	GONZAGA	W	81-59	10177	6-1	0-0	(24)Thompson, Klay	(6)Thompson, Klay
12/10/10	7 p.m.	TEXAS-PAN AMERICAN	W	74-52	4382	7-1	0-0	(20)Aden, Faisal	(7)Casto, DeAngelo
12/19/10	7 p.m.	at Santa Clara	Wot	85-79	1897	8-1	0-0	(23)Thompson, Klay	(10)Casto, DeAngelo
12/22/10	10 a.m.	vs Mississippi State	W	83-57	7391	9-1	0-0	(28)Thompson, Klay	(7)Aden, Faisal
12/23/10	1:30 p.m.	vs No. 15 Baylor	W	77-71	7179	10-1	0-0	(20)Thompson, Klay	(8)Lodwick, Abe
12/25/10	4:30 p.m.	vs Butler	L	68-84	6367	10-2	0-0	(31)Thompson, Klay	(5)Thompson, Klay
12/29/10	8 p.m.	*at UCLA	L	71-80	7934	10-3	0-1	(26)Thompson, Klay	(7)Moore, Reggie (7)Lodwick, Abe
12/31/10	3 p.m.	*at USC	L	56-60	3581	10-4	0-2	(18)Casto, DeAngelo	(10)Thompson, Klay
01/06/11	7 p.m.	*OREGON STATE	W	84-70	5849	11-4	1-2	(29)Thompson, Klay	(10)Thompson, Klay
01/08/11	7:30 p.m.	*OREGON	W	77-63	6690	12-4	2-2	(16)Thompson, Klay	(9)Capers, Marcus
01/13/11	7:30 p.m.	*at California	Lot	81-88	6903	12-5	2-3	(36)Thompson, Klay	(11)Casto, DeAngelo
01/15/11	5 p.m.	*at Stanford	W	61-58	5803	13-5	3-3	(21)Thompson, Klay	(8)Lodwick, Abe (8)Thompson, Klay
01/20/11	7 p.m.	*ARIZONA STATE	W	78-61	7157	14-5	4-3	(25)Casto, DeAngelo	(8)Thompson, Klay
01/22/11	7:35 p.m.	*ARIZONA	L	63-65	8850	14-6	4-4	(17)Casto, DeAngelo	(8)Thompson, Klay
01/30/11	7 p.m.	*WASHINGTON	W	87-80	10579	15-6	5-4	(25)Thompson, Klay	(8)Casto, DeAngelo

\* - Conference game

**ATTENDANCE SUMMARY**

	GAMES	TOTALS	AVG/GAME
HOME	11	82651	7514
AWAY	6	33276	5546
NEUTRAL	4	29378	7344
TOTAL	21	145305	6919



2010-11 SEASON HIGHLIGHTS

Opponent	Result	Notes
SOUTHERN (11/13)	W, 86-47	Faisal Aden scored a game-high 18 in his debut...Marcus Capers grabbed a career-high 15 rebounds.
IDAHO (11/16)	W, 88-71	Klay Thompson had a career-high nine assists...Patrick Simon scored 12 points in 13 minutes.
vs. Portland (11/23)	W, 84-68	Klay Thompson scored 35 points, his most since putting up 43 against San Diego (11/28/09).
at Fresno State (11/26)	W, 66-55	Faisal Aden scored a career-high 28 points on 6-for-12 from beyond the 3-point arc.
SACRAMENTO STATE (11/30)	W, 84-36	The Cougars opened the game with a 27-0 run...11 of the 12 players to see action scored.
NO. 5 KANSAS STATE (12/3)	L, 63-58	Reggie Moore made his first appearance for the Cougars this season (wrist)...scored 10 points.
GONZAGA (12/8)	W, 81-59	WSU's 22-point margin of victory marked is greatest over Gonzaga since Dec. 1, 1982 (22 points).
TEXAS-PAN AMERICAN (12/10)	W, 74-52	Washington State's back-to-back 20-plus point victories mark its first since the 2008 nonconference season.
at Santa Clara (12/19)	W, 85-79 (OT)	WSU played its first overtime game of the season...moved to 2-2 in OT under Bone.
vs. Mississippi State (12/22)	W, 83-57	The Cougars allowed just 17 second-half points by the Bulldogs.
vs. No. 15 Baylor (12/23)	W, 77-71	Washington State got its first win over a ranked opponent since February of 2009 (vs. No. 14 Arizona State)
vs. Butler (12/25)	L, 68-84	Klay Thompson has now appeared on the all-tournament team in all three tournaments he's played.
at UCLA (12/29)	L, 71-80	Reggie Moore grabbed a career-high seven rebounds, six of them in the first half.
at USC (12/31)	L, 56-60	Klay Thompson had the second double-double of his career with 17 points and 10 rebounds.
OREGON STATE (1/6)	W, 84-70	Klay Thompson had his second-consecutive double-double with 29 points and 10 rebounds.
OREGON (1/8)	W, 77-63	Reggie Moore tied his season high with 15 points...he scored all 15 in the first half.
at California (1/13)	L, 88-81 (OT)	Klay Thompson scored a season-high 36 points, the most by a Pac-10 player this season.
at Stanford (1/15)	W, 61-58	Washington State won its first game at Stanford since 2005.
ARIZONA STATE (1/20)	W, 78-61	DeAngelo Casto scored a career-high 25 points, his first game of 20-plus points in his career.
ARIZONA (1/22)	L, 65-63	Klay Thompson moved into sole possession of fifth on WSU's all-time scoring list.
WASHINGTON (1/30)	W, 87-80	WSU snapped a four-game losing streak to UW...Reggie Moore had a season-high 18 points.



2010-11 GAME-BY-GAME COMPARISON

Opponent	1st	2nd	Score	Mar	Total FG	FG Pct	3-Pointers	3FG Pct	Free Throws	FT Pct	Rbds	Mar	Assist	TOver	Block	Steal	Fouls
SOUTHERN UNIVERSITY	41/18	45/29	86-47	+39	32-61/18-59	.525/.305	6-21/4-27	.286/.148	16-21/7-14	.762/.500	50/23	+27	12/12	15/15	1/2	9/6	16/18
IDAHO	43/38	45/33	88-71	+17	34-59/25-53	.576/.472	6-18/7-18	.333/.389	14-18/14-18	.778/.778	26/31	(5)	21/13	12/19	6/1	9/5	20/20
Portland	48/36	36/32	84-68	+16	30-51/23-65	.588/.354	11-21/10-27	.524/.370	13-19/12-15	.684/.800	30/36	(6)	12/14	15/11	11/4	5/7	18/18
Fresno State	31/32	35/23	66-55	+11	26-56/19-56	.464/.339	9-25/7-33	.360/.212	5-10/10-18	.500/.556	34/41	(7)	13/10	10/15	0/5	6/6	16/14
SACRAMENTO STATE	47/17	37/19	84-36	+48	33-63/15-47	.524/.319	8-20/1-15	.400/.067	10-21/5-14	.476/.357	42/31	+11	20/7	8/22	2/1	13/5	18/19
KANSAS STATE	22/30	36/33	58-63	(5)	21-57/23-58	.368/.397	3-16/7-22	.188/.318	13-23/10-19	.565/.526	33/45	(12)	8/11	15/21	4/7	9/10	18/20
GONZAGA	30/24	51/35	81-59	+22	30-60/19-48	.500/.396	11-21/4-18	.524/.222	10-17/17-21	.588/.810	28/39	(11)	21/17	10/25	3/3	14/4	21/19
TEXAS-PAN AMERICAN	36/24	38/28	74-52	+22	30-60/17-50	.500/.340	10-22/5-20	.455/.250	4-8/13-21	.500/.619	34/35	(1)	17/10	10/15	5/1	4/4	18/14
Santa Clara	29/35	42/36	85-79	+6	26-61/18-59	.426/.305	5-17/10-31	.294/.323	28-37/33-36	.757/.917	41/42	(1)	15/11	14/17	6/6	7/10	24/28
Mississippi State	39/40	44/17	83-57	+26	31-62/19-55	.500/.345	12-24/8-28	.500/.286	9-16/11-16	.563/.688	42/29	+13	10/10	12/21	2/2	11/4	18/15
Baylor	39/26	38/45	77-71	+6	28-49/22-60	.571/.367	9-18/4-22	.500/.182	12-18/23-29	.667/.793	26/40	(14)	15/6	13/12	2/2	9/5	21/19
Butler	38/40	30/44	68-84	(16)	24-59/28-56	.407/.500	7-24/11-27	.292/.407	13-18/17-24	.722/.708	32/37	(5)	10/16	9/11	2/0	3/3	20/22
UCLA	37/29	34/51	71-80	(9)	25-56/29-58	.446/.500	3-8/6-18	.375/.333	18-21/16-24	.857/.667	35/32	+3	12/20	15/15	5/5	5/10	21/19
USC	22/26	34/34	56-60	(4)	22-60/21-51	.367/.412	6-17/7-19	.353/.368	6-7/11-17	.857/.647	30/36	(6)	5/10	8/9	3/1	4/4	11/11
OREGON STATE	42/30	42/40	84-70	+14	26-51/23-68	.510/.338	11-29/7-21	.379/.333	21-26/17-24	.808/.708	39/37	+2	18/12	19/15	6/0	9/12	20/20
OREGON	39/26	38/37	77-63	+14	24-55/24-71	.436/.338	11-26/10-32	.423/.313	18-21/5-9	.857/.556	47/35	+12	16/11	18/11	7/2	4/9	16/18
California	32/42	42/32	81-88	(7)	29-63/31-60	.460/.517	11-24/5-11	.458/.455	12-13/21-25	.923/.840	28/37	(9)	12/22	14/15	1/1	4/3	19/14
Stanford	23/32	38/26	61-58	+3	23-56/21-61	.411/.344	4-18/8-25	.222/.320	11-14/8-11	.786/.727	36/41	(5)	9/13	11/12	4/1	7/6	15/16
ARIZONA STATE	41/31	37/30	78-61	+17	30-58/20-61	.517/.328	9-20/10-29	.450/.345	9-15/11-16	.600/.688	41/34	+7	19/12	11/9	8/3	6/6	11/14
ARIZONA	31/32	32/33	63-65	(2)	25-55/21-57	.455/.368	4-20/11-18	.200/.611	9-17/12-19	.529/.632	30/40	(10)	20/14	11/16	8/1	7/6	19/19
WASHINGTON	45/43	42/37	87-80	+7	30-62/23-62	.484/.371	8-17/11-31	.471/.355	19-30/23-29	.633/.793	32/46	(14)	18/12	12/24	3/5	13/8	21/26

Note: Game totals are displayed in the format TEAM/OPPONENT for each category



## 2010-11 SEASON HIGHS/LOWS

### WASHINGTON STATE

#### HIGHS

POINTS	88	IDAHO (11/16/10)
FIELD GOALS MADE	34	IDAHO (11/16/10)
FIELD GOAL ATTEMPTS	63	at California (1/13/11)
	63	SACRAMENTO STATE (11/30/10)
FIELD GOAL PERCENTAGE	.588 (30-51)	vs Portland (11/23/10)
3 PT FIELD GOALS MADE	12	vs Mississippi State (12/22/10)
3 PT FG ATTEMPTS	29	OREGON STATE (01/06/11)
3 PT FG PERCENTAGE	.524 (11-21)	GONZAGA (12/08/10)
	.524 (11-21)	vs Portland (11/23/10)
FREE THROWS MADE	28	at Santa Clara (12/19/10)
FREE THROW ATTEMPTS	37	at Santa Clara (12/19/10)
FREE THROW PERCENTAGE	.923 (12-13)	at California (1/13/11)
REBOUNDS	50	SOUTHERN UNIVERSITY (11/13/10)
ASSISTS	21	GONZAGA (12/08/10)
	21	IDAHO (11/16/10)
STEALS	14	GONZAGA (12/08/10)
BLOCKED SHOTS	11	vs Portland (11/23/10)
TURNOVERS	19	OREGON STATE (01/06/11)
FOULS	24	at Santa Clara (12/19/10)

#### LOWS

POINTS	56	at USC (12/31/10)
FIELD GOALS MADE	21	KANSAS STATE (12/03/10)
FIELD GOAL ATTEMPTS	49	vs Baylor (12/23/10)
FIELD GOAL PERCENTAGE	.367 (22-60)	at USC (12/31/10)
3 PT FIELD GOALS MADE	3	KANSAS STATE (12/03/10)
	3	at UCLA (12/29/10)
3 PT FG ATTEMPTS	8	at UCLA (12/29/10)
3 PT FG PERCENTAGE	.188 (3-16)	KANSAS STATE (12/03/10)
FREE THROWS MADE	4	TEXAS-PAN AMERICAN (12/10/10)
FREE THROW ATTEMPTS	7	at USC (12/31/10)
FREE THROW PERCENTAGE	.476 (10-21)	SACRAMENTO STATE (11/30/10)
REBOUNDS	26	IDAHO (11/16/10)
	26	vs Baylor (12/23/10)
ASSISTS	5	at USC (12/31/10)
STEALS	3	vs Butler (12/25/10)
BLOCKED SHOTS	0	at Fresno State (11/26/10)
TURNOVERS	8	SACRAMENTO STATE (11/30/10)
	8	at USC (12/31/10)
FOULS	11	(twice) ARIZONA STATE (01/20/11)

### OPPONENTS

#### HIGHS

POINTS	88	at California (01/13/11)
FIELD GOALS MADE	31	at California (01/13/11)
FIELD GOAL ATTEMPTS	71	OREGON (01/08/11)
FIELD GOAL PERCENTAGE	.517 (31-60)	at California (01/13/11)
3 PT FIELD GOALS MADE	11	WASHINGTON (01/30/11)
	11	ARIZONA (01/22/11)
	11	vs Butler (12/25/10)
3 PT FG ATTEMPTS	33	at Fresno State (11/26/11)
3 PT FG PERCENTAGE	.611 (11-18)	ARIZONA (01/22/11)
FREE THROWS MADE	33	at Santa Clara (12/19/10)
FREE THROW ATTEMPTS	36	at Santa Clara (12/19/10)
FREE THROW PERCENTAGE	.917 (33-36)	at Santa Clara (12/19/10)
REBOUNDS	46	WASHINGTON (01/30/11)
ASSISTS	22	at California (01/13/11)
STEALS	12	OREGON STATE (01/06/11)
BLOCKED SHOTS	7	KANSAS STATE (12/03/10)
TURNOVERS	25	GONZAGA (12/08/10)
FOULS	28	at Santa Clara (12/19/10)

#### LOWS

POINTS	36	SACRAMENTO STATE (11/30/10)
FIELD GOALS MADE	15	SACRAMENTO STATE (11/30/10)
FIELD GOAL ATTEMPTS	47	SACRAMENTO STATE (11/30/10)
FIELD GOAL PERCENTAGE	.305 (18-59)	SOUTHERN UNIVERSITY (11/13/10)
	.305 (18-59)	at Santa Clara (12/19/10)
3 PT FIELD GOALS MADE	1	SACRAMENTO STATE (11/30/10)
3 PT FG ATTEMPTS	11	at California (1/13/11)
3 PT FG PERCENTAGE	.067 (1-15)	SACRAMENTO STATE (11/30/10)
FREE THROWS MADE	5	SACRAMENTO STATE (11/30/10)
	5	OREGON (01/08/11)
FREE THROW ATTEMPTS	9	OREGON (01/08/11)
FREE THROW PERCENTAGE	.357 (5-14)	SACRAMENTO STATE (11/30/10)
REBOUNDS	23	SOUTHERN UNIVERSITY (11/13/10)
ASSISTS	6	vs Baylor (12/23/10)
STEALS	3	vs Butler (12/25/10)
	3	at California (1/13/11)
BLOCKED SHOTS	0	vs Butler (12/25/10)
	0	OREGON STATE (01/06/11)
TURNOVERS	9	(twice) ARIZONA STATE (01/20/11)
FOULS	11	at USC (12/31/10)



## 2010-11 SEASON HIGHS/LOWS BY HALF

### WASHINGTON STATE - FIRST HALF

HIGHS		
POINTS	48	vs Portland (11/23/10)
FIELD GOALS MADE	19	(twice) SACRAMENTO STATE (11/30/10)
FIELD GOAL ATTEMPTS	35	SACRAMENTO STATE (11/30/10)
FIELD GOAL PERCENTAGE	.633 (19-30)	vs Portland (11/23/10)
3 PT FIELD GOALS MADE	7	(twice) OREGON STATE (01/06/11)
3 PT FG ATTEMPTS	14	(twice) OREGON (01/08/11)
3 PT FG PERCENTAGE	.750 (3-4)	at UCLA (12/29/10)
FREE THROWS MADE	10	OREGON (01/08/11)
FREE THROW ATTEMPTS	12	(three times) KANSAS STATE (12/03/10)
FREE THROW PERCENTAGE	1.000 (4-4)	vs Butler (12/25/10)
REBOUNDS	23	(three times) OREGON (01/08/11)
ASSISTS	11	(twice) ARIZONA (01/22/11)
STEALS	6	(three times) vs Baylor (12/23/10)
BLOCKED SHOTS	7	ARIZONA (01/22/11)
TURNOVERS	11	KANSAS STATE (12/03/10)
FOULS	11	(twice) vs Mississippi State (12/22/10)

LOWS		
POINTS	22	(twice) at USC (12/31/10)
FIELD GOALS MADE	7	KANSAS STATE (12/03/10)
FIELD GOAL ATTEMPTS	24	KANSAS STATE (12/03/10)
FIELD GOAL PERCENTAGE	.292 (7-24)	KANSAS STATE (12/03/10)
3 PT FIELD GOALS MADE	0	KANSAS STATE (12/03/10)
3 PT FG ATTEMPTS	4	at UCLA (12/29/10)
3 PT FG PERCENTAGE	.000 (0-7)	KANSAS STATE (12/03/10)
FREE THROWS MADE	1	at Santa Clara (12/19/10)
FREE THROW ATTEMPTS	2	at USC (12/31/10)
FREE THROW PERCENTAGE	.333 (1-3)	at Santa Clara (12/19/10)
REBOUNDS	12	(twice) ARIZONA (01/22/11)
ASSISTS	1	at USC (12/31/10)
STEALS	0	vs Butler (12/25/10)
BLOCKED SHOTS	0	(five times) at California (1/13/11)
TURNOVERS	3	(twice) vs Butler (12/25/10)
FOULS	1	ARIZONA STATE (01/20/11)

### OPPONENTS - FIRST HALF

HIGHS		
POINTS	42	at California (1/13/11)
FIELD GOALS MADE	16	at California (1/13/11)
FIELD GOAL ATTEMPTS	35	ARIZONA (01/22/11)
FIELD GOAL PERCENTAGE	.552 (16-29)	at California (1/13/11)
3 PT FIELD GOALS MADE	7	ARIZONA STATE (01/20/11)
3 PT FG ATTEMPTS	19	ARIZONA STATE (01/20/11)
3 PT FG PERCENTAGE	.714 (5-7)	at California (1/13/11)
FREE THROWS MADE	12	at Santa Clara (12/19/10)
FREE THROW ATTEMPTS	15	TEXAS-PAN AMERICAN (12/10/10)
FREE THROW PERCENTAGE	1.000 (12-12)	at Santa Clara (12/19/10)
REBOUNDS	26	ARIZONA (01/22/11)
ASSISTS	13	at California (1/13/11)
STEALS	8	KANSAS STATE (12/03/10)
BLOCKED SHOTS	4	at Santa Clara (12/19/10)
TURNOVERS	13	KANSAS STATE (12/03/10)
FOULS	11	(twice) WASHINGTON (01/30/11)

LOWS		
POINTS	17	SACRAMENTO STATE (11/30/10)
FIELD GOALS MADE	6	SOUTHERN UNIVERSITY (11/13/10)
FIELD GOAL ATTEMPTS	22	GONZAGA (12/08/10)
FIELD GOAL PERCENTAGE	.231 (6-26)	SOUTHERN UNIVERSITY (11/13/10)
3 PT FIELD GOALS MADE	0	(twice) vs Baylor (12/23/10)
3 PT FG ATTEMPTS	7	at California (1/13/11)
3 PT FG PERCENTAGE	.000 (0-12)	vs Baylor (12/23/10)
FREE THROWS MADE	0	ARIZONA STATE (01/20/11)
FREE THROW ATTEMPTS	0	ARIZONA STATE (01/20/11)
FREE THROW PERCENTAGE	.000 (0-0)	ARIZONA STATE (01/20/11)
REBOUNDS	11	SOUTHERN UNIVERSITY (11/13/10)
ASSISTS	2	(twice) vs Baylor (12/23/10)
STEALS	0	at California (1/13/11)
BLOCKED SHOTS	0	(five times) at Stanford (01/15/11)
TURNOVERS	4	vs Butler (12/25/10)
FOULS	5	(twice) at Stanford (01/15/11)

### WASHINGTON STATE - SECOND HALF

HIGHS		
POINTS	51	GONZAGA (12/08/10)
FIELD GOALS MADE	19	GONZAGA (12/08/10)
FIELD GOAL ATTEMPTS	36	SOUTHERN UNIVERSITY (11/13/10)
FIELD GOAL PERCENTAGE	.679 (19-28)	GONZAGA (12/08/10)
3 PT FIELD GOALS MADE	7	(twice) at California (1/13/11)
3 PT FG ATTEMPTS	13	at Fresno State (11/26/10)
3 PT FG PERCENTAGE	.583 (7-12)	vs Mississippi State (12/22/10)
FREE THROWS MADE	20	at Santa Clara (12/19/10)
FREE THROW ATTEMPTS	27	at Santa Clara (12/19/10)
FREE THROW PERCENTAGE	1.000 (5-5)	at California (1/13/11)
REBOUNDS	28	SOUTHERN UNIVERSITY (11/13/10)
ASSISTS	13	GONZAGA (12/08/10)
STEALS	9	GONZAGA (12/08/10)
BLOCKED SHOTS	6	ARIZONA STATE (01/20/11)
TURNOVERS	11	OREGON STATE (01/06/11)
FOULS	13	(three times) vs Butler (12/25/10)

LOWS		
POINTS	30	vs Butler (12/25/10)
FIELD GOALS MADE	9	vs Butler (12/25/10)
FIELD GOAL ATTEMPTS	21	(twice) vs Baylor (12/23/10)
FIELD GOAL PERCENTAGE	.333 (9-27)	vs Butler (12/25/10)
3 PT FIELD GOALS MADE	0	at UCLA (12/29/10)
3 PT FG ATTEMPTS	4	at UCLA (12/29/10)
3 PT FG PERCENTAGE	.000 (0-4)	at UCLA (12/29/10)
FREE THROWS MADE	1	(twice) TEXAS-PAN AMERICAN (12/10/10)
FREE THROW ATTEMPTS	2	TEXAS-PAN AMERICAN (12/10/10)
FREE THROW PERCENTAGE	.250 (1-4)	at Fresno State (11/26/10)
REBOUNDS	10	vs Baylor (12/23/10)
ASSISTS	2	at UCLA (12/29/10)
STEALS	1	at California (1/13/11)
BLOCKED SHOTS	0	(three times) vs Mississippi State (12/22/10)
TURNOVERS	4	(three times) at USC (12/31/10)

### OPPONENTS - SECOND HALF

HIGHS		
POINTS	51	at UCLA (12/29/10)
FIELD GOALS MADE	17	at UCLA (12/29/10)
FIELD GOAL ATTEMPTS	38	vs Portland (11/23/10)
FIELD GOAL PERCENTAGE	.607 (17-28)	at UCLA (12/29/10)
3 PT FIELD GOALS MADE	6	(three times) WASHINGTON (01/30/11)
3 PT FG ATTEMPTS	18	(twice) OREGON (01/08/11)
3 PT FG PERCENTAGE	.667 (6-9)	ARIZONA (01/22/11)
FREE THROWS MADE	19	at Santa Clara (12/19/10)
FREE THROW ATTEMPTS	21	(twice) at UCLA (12/29/10)
FREE THROW PERCENTAGE	1.000 (6-6)	TEXAS-PAN AMERICAN (12/10/10)
REBOUNDS	22	(twice) WASHINGTON (01/30/11)
ASSISTS	13	at UCLA (12/29/10)
STEALS	8	OREGON STATE (01/06/11)
BLOCKED SHOTS	4	KANSAS STATE (12/03/10)
TURNOVERS	14	WASHINGTON (01/30/11)
FOULS	17	at Santa Clara (12/19/10)

LOWS		
POINTS	17	vs Mississippi State (12/22/10)
FIELD GOALS MADE	7	(three times) vs Mississippi State (12/22/10)
FIELD GOAL ATTEMPTS	21	SACRAMENTO STATE (11/30/10)
FIELD GOAL PERCENTAGE	.250 (7-28)	vs Mississippi State (12/22/10)
3 PT FIELD GOALS MADE	0	at California (1/13/11)
3 PT FG ATTEMPTS	4	at California (1/13/11)
3 PT FG PERCENTAGE	.000 (0-4)	at California (1/13/11)
FREE THROWS MADE	1	vs Mississippi State (12/22/10)
FREE THROW ATTEMPTS	2	SOUTHERN UNIVERSITY (11/13/10)
FREE THROW PERCENTAGE	.250 (1-4)	vs Mississippi State (12/22/10)
REBOUNDS	12	(three times) vs Mississippi State (12/22/10)
ASSISTS	3	(twice) SACRAMENTO STATE (11/30/10)
STEALS	0	TEXAS-PAN AMERICAN (12/10/10)
BLOCKED SHOTS	0	(eight times) ARIZONA (01/22/11)
TURNOVERS	3	at USC (12/31/10)
FOULS	6	TEXAS-PAN AMERICAN (12/10/10)
	6	at USC (12/31/10)



## 2010-11 INDIVIDUAL HIGHS

### WASHINGTON STATE

Points	36	Thompson, Klay at California (01/13/11)
	35	Thompson, Klay vs Portland (11/23/10)
	31	Thompson, Klay vs Butler (12/25/10)
	29	Thompson, Klay vs Oregon State (01/06/11)
	28	Thompson, Klay vs Mississippi State (12/22/10)
	28	Aden, Faisal at Fresno State (11/26/10)
Field Goals Made	13	Thompson, Klay vs Portland (11/23/10)
	12	Thompson, Klay at California (01/13/11)
Field Goal Att.	22	Thompson, Klay at California (01/13/11)
	22	Aden, Faisal at Fresno State (11/26/10)
FG Pct (min 5 made)	1.000 (6-6)	Motum, Brock vs Southern University (11/13/10)
	1.000 (5-5)	Motum, Brock vs Sacramento State (11/30/10)
3-Point FG Made	6	Aden, Faisal at Fresno State (11/26/10)
	5	Thompson, Klay vs Arizona State (01/20/11)
	5	Thompson, Klay at California (01/13/11)
	5	Thompson, Klay vs Oregon State (01/06/11)
	5	Thompson, Klay vs Baylor (12/23/10)
3-Point FG Att.	13	Thompson, Klay vs Oregon State (01/06/11)
	12	Aden, Faisal at Fresno State (11/26/10)
3-Pt FG Pct (min 2 made)	1.000 (2-2)	Moore, Reggie vs Mississippi State (12/22/10)
	1.000 (2-2)	Motum, Brock vs Southern University (11/13/10)
Free Throws Made	12	Thompson, Klay at UCLA (12/29/10)
	10	Thompson, Klay at Santa Clara (12/19/10)
Free Throw Att.	12	Capers, Marcus vs Oregon State (01/06/11)
	12	Thompson, Klay at UCLA (12/29/10)
	12	Thompson, Klay at Santa Clara (12/19/10)
FT Pct (min 3 made)	1.000 (12-12)	Thompson, Klay at UCLA (12/29/10)
	1.000 (8-8)	Moore, Reggie at Santa Clara (12/19/10)
	1.000 (7-7)	Thompson, Klay at California (01/13/11)
	1.000 (7-7)	Thompson, Klay vs Butler (12/25/10)
	1.000 (6-6)	Moore, Reggie vs Oregon (01/08/11)
	1.000 (6-6)	Thompson, Klay vs Oregon State (01/06/11)
	1.000 (6-6)	Thompson, Klay vs Portland (11/23/10)
	1.000 (4-4)	Moore, Reggie vs Arizona (01/22/11)
	1.000 (3-3)	Thompson, Klay vs Arizona State (01/20/11)
	1.000 (3-3)	Moore, Reggie at USC (12/31/10)
	1.000 (3-3)	Thompson, Klay vs Texas-Pan American (12/10/10)
	1.000 (3-3)	Aden, Faisal vs Idaho (11/16/10)
Rebounds	15	Capers, Marcus vs Southern University (11/13/10)
	11	Casto, DeAngelo at California (01/13/11)
Assists	9	Thompson, Klay vs Arizona State (01/20/11)
	9	Moore, Reggie vs Oregon State (01/06/11)
	9	Thompson, Klay vs Idaho (11/16/10)
Steals	7	Thompson, Klay vs Gonzaga (12/08/10)
	5	Thompson, Klay vs Washington (01/30/11)
	5	Thompson, Klay at Santa Clara (12/19/10)
Blocked Shots	4	Casto, DeAngelo vs Arizona (01/22/11)
	4	Casto, DeAngelo vs Arizona State (01/20/11)
	4	Casto, DeAngelo vs Idaho (11/16/10)
Turnovers	7	Casto, DeAngelo vs Portland (11/23/10)
	6	Thompson, Klay vs Oregon State (01/06/11)
	6	Thompson, Klay at Santa Clara (12/19/10)
	6	Thompson, Klay vs Kansas State (12/03/10)
Fouls	5	Lodwick, Abe vs Washington (01/30/11)
	5	Motum, Brock vs Washington (01/30/11)
	5	Casto, DeAngelo vs Washington (01/30/11)
	5	Capers, Marcus vs Arizona (01/22/11)
	5	Lodwick, Abe vs Arizona (01/22/11)
	5	Lodwick, Abe at California (01/13/11)
	5	Casto, DeAngelo at California (01/13/11)
	5	Lodwick, Abe vs Butler (12/25/10)
	5	Moore, Reggie vs Butler (12/25/10)
	5	Lodwick, Abe at Santa Clara (12/19/10)
	5	Lodwick, Abe vs Kansas State (12/03/10)
	5	Motum, Brock vs Kansas State (12/03/10)

### OPPONENTS

Points	30	CRABBE, Allen at California (01/13/11)
	29	Dunn, LaceDarius vs Baylor (12/23/10)
	29	Foster, Kevin at Santa Clara (12/19/10)
	21	Lee, Malcolm at UCLA (12/29/10)
	21	Nelson, Reeves at UCLA (12/29/10)
	21	STOHL, Jared vs Portland (11/23/10)
Field Goals Made	10	CRABBE, Allen at California (01/13/11)
	9	Nelson, Reeves at UCLA (12/29/10)
Field Goal Att.	22	Dunn, LaceDarius vs Baylor (12/23/10)
	17	DOGGETT, Quinton vs Southern University (11/13/10)
FG Pct (min 5 made)	1.000 (5-5)	SMITH, Andrew vs Butler (12/25/10)
	.714 (5-7)	Owens, Josh at Stanford (01/15/11)
	.714 (5-7)	DOWER, Sam vs Gonzaga (12/08/10)
3-Point FG Made	6	Ledbetter, Jeff vs Idaho (11/16/10)
	5	Abbott, Ty vs Arizona State (01/20/11)
	5	McGruder, Rodney vs Kansas State (12/03/10)
	5	STOHL, Jared vs Portland (11/23/10)
3-Point FG Att.	15	Dunn, LaceDarius vs Baylor (12/23/10)
	12	STOHL, Jared vs Portland (11/23/10)
3-Pt FG Pct (min 2 made)	1.000 (2-2)	Lavender, Brendon vs Arizona (01/22/11)
	.750 (3-4)	Horne, Jamelle vs Arizona (01/22/11)
Free Throws Made	12	Dunn, LaceDarius vs Baylor (12/23/10)
	11	Thomas, Isaiah vs Washington (01/30/11)
	11	Foster, Kevin at Santa Clara (12/19/10)
Free Throw Att.	13	Williams, Derrick vs Arizona (01/22/11)
	13	Foster, Kevin at Santa Clara (12/19/10)
FT Pct (min 3 made)	1.000 (12-12)	Dunn, LaceDarius vs Baylor (12/23/10)
	1.000 (7-7)	Roquemore, Evan at Santa Clara (12/19/10)
	1.000 (6-6)	Wallace, Lathen vs Oregon State (01/06/11)
	1.000 (6-6)	Cowels, Raymond III at Santa Clara (12/19/10)
	1.000 (4-4)	Jones, Lamont vs Arizona (01/22/11)
	1.000 (4-4)	Haynes, Calvin vs Oregon State (01/06/11)
	1.000 (4-4)	VANZANT, Shawn vs Butler (12/25/10)
	1.000 (4-4)	Walton, A.J. vs Baylor (12/23/10)
	1.000 (4-4)	SACRE, Robert vs Gonzaga (12/08/10)
	1.000 (4-4)	STOHL, Jared vs Portland (11/23/10)
	1.000 (3-3)	Powell, Dwight at Stanford (01/15/11)
	1.000 (3-3)	Vucevic, Nikola at USC (12/31/10)
	1.000 (3-3)	Wiley, Brandon vs Idaho (11/16/10)
Rebounds	19	Williams, Derrick vs Arizona (01/22/11)
	12	Holiday, Justin vs Washington (01/30/11)
	12	Acy, Quincy vs Baylor (12/23/10)
Assists	11	Jones, Lazerac at UCLA (12/29/10)
	9	SMITH, Brandon at California (01/13/11)
Steals	5	Cunningham, Jared vs Oregon State (01/06/11)
	3	Thomas, Isaiah vs Washington (01/30/11)
	3	Kelly, Curtis vs Kansas State (12/03/10)
	3	DOUGLAS, Tim vs Portland (11/23/10)
Blocked Shots	3	Bachynski, Jordan vs Arizona State (01/20/11)
	3	Honeycutt, Tyler at UCLA (12/29/10)
Turnovers	7	Thomas, Isaiah vs Washington (01/30/11)
	6	Mann, Jarrett at Stanford (01/15/11)
	6	Brian Bryant vs Mississippi State (12/22/10)
	6	GRAY, Steven vs Gonzaga (12/08/10)
	6	Pullen, Jacob vs Kansas State (12/03/10)
	6	Wiley, Brandon vs Idaho (11/16/10)
Fouls	5	Thomas, Isaiah vs Washington (01/30/11)
	5	SANDERS-FRISON, Mark at California (01/13/11)
	5	Singler, E.J. vs Oregon (01/08/11)
	5	NORED, Ronald vs Butler (12/25/10)
	5	Elgin Bailey vs Mississippi State (12/22/10)
	5	Cunningham, Chris at Santa Clara (12/19/10)
	5	Dowdell, Ben at Santa Clara (12/19/10)



**GAME 1 • Southern vs Washington State**  
11/13/10 5 p.m. at Beasley Coliseum (Pullman, Wash.)

VISITORS: Southern (0-2)

##	Player	Total			3-Ptr			Rebounds			PF	TP	A TO	Blk	Stl	Min		
		FG	FGA	FT	FTA	FG	FGA	FT	FTA	Off							Def	Tot
23	DOGGETT, Quinton	f	8	17	0	1	0	2	3	8	11	3	16	0	3	1	1	26
30	INGRAM, Julius	f	3	7	0	2	4	6	0	0	0	1	10	1	1	1	0	21
02	WHITE, Brandon	g	0	3	0	1	1	2	1	1	2	1	1	2	1	0	0	19
05	GRACE, Jameel	g	1	4	1	4	0	0	0	1	1	3	3	1	1	0	2	20
33	SANFORD, Blake	g	1	8	1	7	0	0	0	1	1	3	3	2	2	0	0	37
31	COLEMAN, Frederick	g	1	3	0	1	0	0	0	0	0	4	2	0	2	0	0	9
32	CELESTIN, Michael	g	1	6	1	5	1	2	0	0	0	1	4	5	1	0	2	20
35	TATUM, John	g	0	1	0	1	0	0	0	0	0	0	0	0	1	0	0	14
42	COLEMAN, Patrick	g	1	5	1	4	0	0	0	0	0	2	3	0	1	0	1	11
44	CHASE, Ray Ray	g	0	0	0	0	1	2	0	1	1	0	1	0	0	0	0	5
54	BOL, Madut	g	2	5	0	1	0	0	1	1	2	0	4	0	2	0	0	18
TEAM																		
Totals.....			18	59	4	27	7	14	8	15	23	18	47	12	15	2	6	200

HOME TEAM: Washington State (1-0)

##	Player	Total			3-Ptr			Rebounds			PF	TP	A TO	Blk	Stl	Min		
		FG	FGA	FT	FTA	FG	FGA	FT	FTA	Off							Def	Tot
12	Motum, Brock	f	6	6	2	2	0	0	2	3	5	1	14	0	1	0	0	24
31	Lodwick, Abe	f	2	5	0	2	0	1	1	0	1	4	4	1	0	0	1	17
00	Capers, Marcus	g	3	6	0	0	2	2	5	10	15	3	8	3	1	0	2	30
01	Thompson, Klay	g	6	10	1	5	2	2	0	6	6	1	15	6	5	0	1	33
11	Aden, Faisal	g	7	16	1	8	3	4	0	6	6	0	18	1	4	0	3	26
15	McNamara, Chris	g	0	1	0	0	0	0	0	0	0	0	0	0	0	0	0	1
22	Loewen, Ben	g	1	2	0	0	0	0	1	0	1	0	2	0	0	0	0	9
23	Casto, DeAngelo	g	4	5	0	0	8	11	1	4	5	4	16	0	3	1	0	16
25	Winston, Jr., Dre'	g	0	4	0	0	0	0	1	1	2	2	0	0	0	0	0	22
40	Enquist, Charlie	g	0	0	0	0	0	0	0	0	0	1	0	1	0	1	9	
44	Simon, Patrick	g	3	6	2	4	1	1	2	6	8	0	9	1	0	0	1	13
TEAM																		
Totals.....			32	61	6	21	16	21	14	36	50	16	86	12	15	1	9	200

Officials: Michael Eggers, Deron White, Tre Maddox  
Technical fouls: Southern University-None. Washington State-None.  
Attendance: 6173  
Score by Periods 1st 2nd Total  
Southern University 18 29 47  
Washington State 41 45 86  
2010-11 Season Opener

**GAME 3 • Portland vs Washington State**  
11/23/10 7:30 p.m. at KeyArena (Seattle, Wash.)

VISITORS: Portland (4-2)

##	Player	Total			3-Ptr			Rebounds			PF	TP	A TO	Blk	Stl	Min		
		FG	FGA	FT	FTA	FG	FGA	FT	FTA	Off							Def	Tot
33	MITROVIC, Nemanja	f	7	14	3	7	0	0	1	3	4	2	17	1	1	0	1	27
43	SIKMA, Luke	f	4	11	0	2	4	5	4	2	6	3	12	1	4	1	1	29
45	KNUTSON, Kramerc	g	1	3	0	0	0	0	1	2	3	4	2	2	0	0	2	28
01	WATERFORD, Eric	g	3	1	1	2	4	2	4	6	2	5	4	1	0	0	0	29
20	STOHL, Jared	g	6	13	5	12	4	4	2	1	3	0	21	1	2	0	1	32
03	RILEY, Tanner	g	0	4	0	2	0	0	0	0	0	0	0	0	0	0	0	6
11	DOUGLAS, Tim	g	2	7	1	3	0	0	0	2	2	0	5	3	2	0	3	15
14	BARKER, Riley	g	1	3	0	0	2	2	2	0	2	2	4	0	0	1	0	13
15	RODGERS, Derrick	g	0	5	0	0	0	0	2	0	2	1	0	2	0	0	1	13
32	NICHOLAS, Ryan	g	0	1	0	0	0	0	0	3	3	2	0	0	0	0	0	4
55	HANNIBAL, Jasonn	g	1	1	0	0	0	0	1	0	1	2	2	0	1	0	0	4
TEAM																		
Totals.....			23	65	10	27	12	15	19	17	36	18	68	14	11	4	7	200

HOME TEAM: Washington State (3-0)

##	Player	Total			3-Ptr			Rebounds			PF	TP	A TO	Blk	Stl	Min		
		FG	FGA	FT	FTA	FG	FGA	FT	FTA	Off							Def	Tot
23	Casto, DeAngelo	f	1	3	0	0	0	0	2	5	7	4	2	2	7	3	1	29
31	Lodwick, Abe	f	1	3	1	3	0	0	0	4	4	3	3	1	0	2	1	24
00	Capers, Marcus	g	2	2	0	0	5	7	2	2	4	2	9	5	1	3	0	32
01	Thompson, Klay	g	13	16	3	4	6	6	1	5	6	3	35	3	2	1	39	
11	Aden, Faisal	g	8	15	4	8	1	1	0	2	2	1	21	0	3	0	2	30
05	Dilorio, Will	g	0	1	0	0	0	0	0	0	0	0	0	0	0	0	0	1
12	Motum, Brock	g	2	3	1	1	1	3	0	1	1	1	6	0	2	1	0	7
15	McNamara, Chris	g	0	0	0	0	0	0	0	0	0	0	0	0	0	0	0	1
22	Loewen, Ben	g	0	1	0	1	0	0	0	0	0	0	0	0	0	0	0	1
25	Winston, Jr., Dre'	g	1	2	0	0	0	0	0	2	2	0	2	1	0	0	0	18
40	Enquist, Charlie	g	0	1	0	0	0	2	1	0	1	0	0	0	0	0	0	5
44	Simon, Patrick	g	2	4	2	4	0	0	0	0	0	4	6	0	0	0	0	13
TEAM																		
Totals.....			30	51	11	21	13	19	7	23	30	18	84	12	15	11	5	200

Officials: Michael Greenstein, J.T. Orr, Rick Batsell  
Technical fouls: Portland-None. Washington State-None.  
Attendance: 8441  
Score by Periods 1st 2nd Total  
Portland 36 32 68  
Washington State 48 36 84

**GAME 2 • Idaho vs Washington State**  
11/16/10 7 p.m. at Beasley Coliseum (Pullman, Wash.)

VISITORS: Idaho (1-1)

##	Player	Total			3-Ptr			Rebounds			PF	TP	A TO	Blk	Stl	Min		
		FG	FGA	FT	FTA	FG	FGA	FT	FTA	Off							Def	Tot
11	Wiley, Brandon	f	2	4	0	0	3	3	2	2	4	1	7	4	6	0	0	23
21	Toledo, Luiz	f	5	8	0	0	3	4	2	3	5	3	13	2	2	0	1	33
33	Barone, Kyle	c	3	6	0	0	2	3	1	2	3	3	8	0	2	1	1	32
03	Henderson, Shawng	g	3	9	0	4	0	0	0	6	6	2	6	3	0	0	1	30
25	Geiger, Deremy	g	2	7	1	4	0	0	0	0	0	4	5	0	0	0	0	15
02	Ledbetter, Jeff	g	6	9	6	9	0	1	0	2	2	18	1	3	0	0	0	22
10	Tatum, Landon	g	4	6	0	0	4	5	1	0	1	0	12	2	1	0	1	25
22	Bandoumel, Djim	g	0	2	0	0	0	0	1	3	4	2	0	0	2	0	0	7
34	Madison, Stephen	g	0	1	0	1	2	2	0	0	0	1	2	1	0	0	1	9
42	Kammerer, Joe	g	0	1	0	0	0	0	0	1	1	2	0	0	2	0	0	4
TEAM																		
Totals.....			25	53	7	18	14	18	10	21	31	20	71	13	19	1	5	200

HOME TEAM: Washington State (2-0)

##	Player	Total			3-Ptr			Rebounds			PF	TP	A TO	Blk	Stl	Min		
		FG	FGA	FT	FTA	FG	FGA	FT	FTA	Off							Def	Tot
23	Casto, DeAngelo	f	4	6	0	0	2	2	1	2	3	2	10	3	3	4	1	27
31	Lodwick, Abe	f	1	2	0	0	0	0	1	4	5	2	3	0	0	0	0	24
00	Capers, Marcus	g	2	4	0	0	1	2	1	3	4	4	5	3	1	0	0	31
01	Thompson, Klay	g	7	17	2	9	7	9	0	4	4	1	23	9	3	1	2	37
11	Aden, Faisal	g	10	16	3	6	3	3	0	3	3	3	26	3	4	1	3	35
12	Motum, Brock	g	4	6	0	1	0	0	1	2	3	1	8	1	1	0	1	15



GAME 5 • Sacramento State vs Washington State  
11/30/10 7 p.m. at Beasley Coliseum (Pullman, Wash.)

VISITORS: Sacramento State (2-4)

#	Player	Total		3-Ptr	FT	FTA	Rebounds			PF	TP	A	TO	Blk	Stl	Min		
		FG	FGA				Off	Def	Tot									
32	DICKSON, John	f	0	6	0	3	1	2	1	2	3	2	1	0	3	0	25	
33	BJEGOVIĆ, Duro	f	0	5	0	2	0	0	0	2	2	1	0	0	1	0	26	
50	RAKOCEVIĆ, Petec	g	1	4	0	0	0	0	1	1	1	2	0	1	0	0	12	
01	TOLES-BEY, Sultan	g	4	11	0	5	0	0	0	4	4	2	8	2	4	0	31	
11	CARBAJAL, Jackson	g	0	2	0	1	0	4	0	1	1	3	0	1	4	0	22	
04	PROCTOR, Antoine	g	3	5	0	2	2	2	1	8	9	2	8	3	3	0	23	
12	GROOM, Kendall	g	0	0	0	0	0	1	0	0	0	0	0	1	1	0	8	
22	HOFMAN, Heath	g	2	4	1	2	2	2	0	2	2	3	7	0	0	0	15	
24	NELSON, Zach	g	1	5	0	0	1	3	3	6	3	2	0	5	1	0	25	
44	MCCARVER, Josh	g	4	5	0	0	0	2	1	1	2	2	8	0	0	0	13	
TEAM								1		1								
Totals.....			15	47	1	15	5	14	7	24	31	19	36	7	22	1	5	200

HOME TEAM: Washington State (5-0)

#	Player	Total		3-Ptr	FT	FTA	Rebounds			PF	TP	A	TO	Blk	Stl	Min		
		FG	FGA				Off	Def	Tot									
12	Motum, Brock	f	5	5	0	0	1	3	1	2	3	1	11	1	1	0	17	
31	Lodwick, Abe	f	1	5	1	4	0	0	2	2	4	0	3	5	0	0	22	
00	Capers, Marcus	g	4	8	0	2	1	2	1	5	6	3	9	6	1	1	26	
01	Thompson, Klay	g	6	15	3	6	1	1	0	2	2	3	16	5	1	0	27	
11	Aden, Faisal	g	5	10	1	2	0	1	1	3	4	2	11	2	2	0	30	
05	Dilorio, Will	g	2	3	0	0	3	6	1	2	3	0	7	0	0	0	13	
13	Bjornstad, Steven	g	1	1	0	0	0	2	1	2	0	2	0	1	0	0	6	
15	McNamara, Chris	g	0	0	0	0	0	0	1	1	2	0	1	0	0	0	4	
22	Loewen, Ben	g	3	6	2	3	0	0	0	0	0	1	8	0	0	0	14	
25	Winston, Jr., Dre'	g	2	3	0	0	0	0	1	1	2	4	0	1	0	2	21	
40	Enquist, Charlie	g	2	3	0	0	1	2	2	3	5	3	5	0	0	1	16	
44	Simon, Patrick	g	2	4	1	3	3	4	2	4	6	1	8	0	0	0	14	
TEAM								5		5								
Totals.....			33	63	8	20	10	21	11	31	42	18	84	20	8	2	13	199

Officials: Mike Scyphers, Randy Burkhart, Melvin Landry  
Technical fouls: Sacramento State-None. Washington State-None.  
Attendance: 5099  
Score by Periods 1st 2nd Total  
Sacramento State 17 19 36  
Washington State 47 37 84

GAME 7 • Gonzaga vs Washington State  
12/8/10 8 p.m. at Beasley Coliseum (Pullman, Wash.)

VISITORS: Gonzaga (4-4)

#	Player	Total		3-Ptr	FT	FTA	Rebounds			PF	TP	A	TO	Blk	Stl	Min		
		FG	FGA				Off	Def	Tot									
10	AROP, Mangisto	f	1	2	0	1	0	0	1	3	4	1	2	1	2	0	13	
20	HARRIS, Elias	f	3	5	0	0	0	0	1	2	3	3	6	2	2	0	21	
00	SACRE, Robert	c	1	5	0	0	4	4	6	10	2	6	0	5	2	1	22	
03	GOODSON, D.	g	1	2	0	1	0	0	0	2	2	0	2	1	1	0	14	
41	GRAY, Steven	g	2	10	1	6	2	3	0	3	3	2	7	7	6	0	36	
02	CARTER, M.	g	0	4	0	2	0	0	0	0	0	1	0	2	3	0	14	
11	STOCKTON, David	g	2	4	2	3	2	2	0	0	3	8	2	2	0	0	17	
13	OLYNYK, Kelly	g	2	4	0	1	3	4	2	2	4	0	7	1	0	1	14	
22	MOENNINGHOFF, M.	g	2	5	1	3	3	4	2	2	4	3	8	0	1	0	20	
25	KEITA, Mathis	g	0	0	0	0	2	2	0	0	0	0	2	0	0	0	13	
30	HART, Mike	g	0	0	0	0	0	0	1	1	3	0	1	0	0	0	7	
35	DOWER, Sam	g	5	7	0	1	1	2	1	4	5	1	11	0	3	0	19	
TEAM								1		2	3							
Totals.....			19	48	4	18	17	21	12	27	39	19	59	17	25	3	4	198

HOME TEAM: Washington State (6-1)

#	Player	Total		3-Ptr	FT	FTA	Rebounds			PF	TP	A	TO	Blk	Stl	Min		
		FG	FGA				Off	Def	Tot									
12	Motum, Brock	f	3	5	0	0	2	2	0	0	0	3	8	1	2	0	18	
31	Lodwick, Abe	f	1	3	1	3	1	2	0	2	2	2	4	0	0	0	19	
00	Capers, Marcus	g	1	3	0	0	0	0	3	2	5	1	2	5	0	0	13	
01	Thompson, Klay	g	8	14	4	7	4	5	1	5	6	2	24	6	2	1	32	
03	Moore, Reggie	g	2	6	1	1	3	6	1	2	3	0	8	5	2	0	28	
05	Dilorio, Will	g	0	0	0	0	0	0	0	0	0	1	0	0	1	0	3	
11	Aden, Faisal	g	6	12	2	5	0	0	0	1	1	4	14	2	1	0	31	
15	McNamara, Chris	g	0	0	0	0	0	0	0	0	0	0	0	0	0	0	2	
22	Loewen, Ben	g	0	0	0	0	0	0	0	0	0	1	0	0	0	0	2	
23	Casto, DeAngelo	g	4	8	0	0	0	0	2	2	4	4	8	0	1	1	16	
25	Winston, Jr., Dre'	g	0	0	0	0	0	2	1	1	0	0	1	0	0	0	4	
40	Enquist, Charlie	g	1	1	0	0	0	0	0	0	0	2	2	0	0	1	5	
44	Simon, Patrick	g	4	8	3	5	0	0	1	1	2	1	11	1	0	0	19	
TEAM								4		4								
Totals.....			30	60	11	21	10	17	8	20	28	21	81	21	10	3	14	199

Officials: Chris Rastatter, Michael Greenstein, Frank Harvey, III  
Technical fouls: Gonzaga-None. Washington State-None.  
Attendance: 10177  
Score by Periods 1st 2nd Total  
Gonzaga 24 35 59  
Washington State 30 51 81

GAME 6 • No. 5 Kansas State vs Washington State  
12/3/10 8 p.m. at Beasley Coliseum (Pullman, Wash.)

VISITORS: No. 5 Kansas State (7-1)

#	Player	Total		3-Ptr	FT	FTA	Rebounds			PF	TP	A	TO	Blk	Stl	Min		
		FG	FGA				Off	Def	Tot									
15	Asprilla, Freddy	f	2	6	0	0	0	3	4	3	7	3	4	0	2	1	16	
24	Kelly, Curtis	f	7	11	0	0	1	3	2	1	3	1	15	2	1	2	3	31
00	Pullen, Jacob	g	2	11	1	6	3	4	2	4	6	1	8	5	6	0	2	35
12	Russell, Nick	g	0	4	0	2	0	0	0	1	1	0	0	0	2	0	0	11
22	McGruder, Rodney	g	5	8	5	7	0	0	2	6	8	3	15	1	3	0	2	26
01	Southwell, Shane	g	0	0	0	0	0	0	1	1	2	2	0	0	0	0	5	
03	Irving, Martavious	g	0	2	0	1	0	2	1	2	3	1	0	0	0	1	11	
10	Ojeleye, Victor	g	1	2	1	2	0	0	0	0	0	1	3	0	0	1	13	
21	Henriquez-Roberts, J	g	0	0	0	0	0	0	1	1	2	3	0	0	1	0	9	
32	Samuels, Jamar	g	4	7	0	0	4	5	3	5	8	4	12	0	5	1	20	
55	Spradling, Will	g	2	7	0	4	2	2	0	1	1	1	6	3	1	1	23	
TEAM								1		3	4							
Totals.....			23	58	7	22	10	19	17	28	45	20	63	11	21	7	10	200

HOME TEAM: Washington State (5-1)

#	Player	Total		3-Ptr	FT	FTA	Rebounds			PF	TP	A	TO	Blk	Stl	Min		
		FG	FGA				Off	Def	Tot									
23	Casto, DeAngelo	f	3	8	0	0	3	4	3	4	7	4	9	0	4	3	1	30
31	Lodwick, Abe	f	0	1	0	1	0	0	0	3	3	5	0	0	0	0	0	18
00	Capers, Marcus	g	4	7	0	0	1	2	4	0	4	0	9	2	0	0	2	31
01	Thompson, Klay	g	5	15	1	7	5	9	0	5	5	2	16	3	6	0	3	35
11	Aden, Faisal	g	4	13	0	2	0	0	2	1	3	0	8	0	2	0	0	27
03	Moore, Reggie	g	4	5	1	2	1	2	0	2	2	1	10	3	3	0	2	27
05	Dilorio, Will	g	0	0	0	0	0	0	0	0	0	0	0	0	0	0	0	0+
12	Motum, Brock	g	0	3	0	1	3	4	2	1	3	5	3	0	0	1	1	21
25	Winston, Jr., Dre'	g	0	1	0	0	0	0	0	0	0	0	0	0	0	0	0	1
40	Enquist, Charlie	g	0	0	0	0	0	2	0	0	0	1	0	0	0	0	0	2
44	Simon, Patrick	g	1	4	1	3	0	0	0	1	1	0	3	0	0	0	0	8
TEAM								1		4	5							
Totals.....			21	57	3	16	13	23	12	21	33	18	58	8	15	4	9	200

Officials: Michael Irving, Mark Reischling, Jim Giron  
Technical fouls: Kansas State-Kelly, Curtis. Washington State-None.  
Attendance: 11671 (sellout)  
Score by Periods 1st 2nd Total  
Kansas State 30 33 63  
Washington State 22 36 58

GAME 8 • Texas-Pan American vs Washington State  
12/10/10 7 p.m. at Spokane Arena (Spokane, Wash.)

VISITORS: Texas-Pan American (3-8)

#	Player	Total		3-Ptr	FT	FTA	Rebounds			PF	TP	A	TO	Blk	Stl	Min
		FG	FGA				Off	Def	Tot							
21	MIERZYCKI, Matt	f	3													



**GAME 9 • Washington State at Santa Clara**  
12/19/10 7 p.m. at Leavey Center (Santa Clara, Calif.)

VISITORS: Washington State (8-1)

#	Player	Total		3-Ptr		Rebounds			PF	TP	A	TO	Blk	Stl	Min				
		FG	FGA	FG	FGA	FT	FTA	Off								Def	Tot		
23	Casto, DeAngelo	f	6	9	0	0	3	5	4	6	10	4	15	0	1	2	2	22	
00	Capers, Marcus	g	5	6	0	0	4	8	0	7	7	3	14	0	0	1	0	40	
01	Thompson, Klay	g	5	16	3	8	10	12	2	5	7	4	23	6	6	2	5	39	
11	Aden, Faisal	g	3	7	0	2	0	0	1	1	2	3	6	0	3	1	0	19	
31	Lodwick, Abe	g	1	2	1	2	0	0	1	5	6	5	3	2	0	0	0	23	
03	Moore, Reggie	g	3	10	1	2	8	8	0	1	1	2	15	4	1	0	0	36	
12	Motum, Brock	g	2	7	0	2	3	4	2	0	2	2	7	3	0	0	0	29	
25	Winston, Jr., Dre'	g	0	0	0	0	0	0	0	0	0	0	0	0	1	0	0	1	
44	Simon, Patrick	g	1	4	0	1	0	0	1	1	2	1	2	0	2	0	0	16	
TEAM																			
Totals.....		26	61	5	17	28	37	13	28	41	24	85	15	14	6	7	225		

HOME TEAM: Santa Clara (6-6)

#	Player	Total		3-Ptr		Rebounds			PF	TP	A	TO	Blk	Stl	Min				
		FG	FGA	FG	FGA	FT	FTA	Off								Def	Tot		
03	Cunningham, Chrisf	0	2	0	0	2	2	1	2	3	5	2	0	2	0	0	10		
10	Dowdell, Ben	f	2	4	0	0	2	2	4	6	5	6	4	3	1	2	32		
42	Cowels, Raymond III	f	1	10	0	5	6	6	4	4	8	3	8	0	3	1	34		
00	Roquemore, Evan	g	3	12	3	8	7	7	3	4	7	3	16	2	4	2	41		
21	Foster, Kevin	g	7	14	4	8	11	13	0	4	4	4	29	2	2	0	30		
01	Payne, Troy	g	0	2	0	0	0	0	1	3	4	2	0	2	0	0	21		
13	Santos, Michael	g	0	0	0	0	0	0	1	1	1	0	0	0	1	0	9		
15	Trasolini, Marc	g	5	13	3	9	5	6	1	5	6	3	18	1	1	1	35		
25	McArthur, John	g	0	2	0	1	0	0	0	1	1	1	0	0	1	0	8		
31	Harrison, Niya	g	0	0	0	0	0	0	1	0	1	1	0	0	0	1	5		
TEAM																			
Totals.....		18	59	10	31	33	36	14	28	42	28	79	11	17	6	10	225		

Officials: Michael Greenstein, Bruce Hicks, Bobby McKay  
 Technical fouls: Washington State-None. Santa Clara-None.  
 Attendance: 1897  
 Score by Periods: 1st 2nd OT Total  
 Washington State 29 42 14 85  
 Santa Clara 35 36 8 79

**GAME 11 • Washington State vs. No. 15 Baylor**  
12/23/10 1:30 p.m. at Stan Sheriff Center (Honolulu)

VISITORS: Washington State (10-1)

#	Player	Total		3-Ptr		Rebounds			PF	TP	A	TO	Blk	Stl	Min				
		FG	FGA	FG	FGA	FT	FTA	Off								Def	Tot		
23	Casto, DeAngelo	f	5	9	0	0	2	2	2	3	5	4	12	0	0	0	24		
31	Lodwick, Abe	f	2	4	1	3	0	0	1	7	8	3	5	1	2	1	0	25	
00	Capers, Marcus	g	1	2	0	1	1	3	0	2	2	1	3	0	1	1	30		
01	Thompson, Klay	g	5	8	5	6	5	7	0	0	0	4	20	4	2	0	3	27	
03	Moore, Reggie	g	4	6	2	3	2	4	1	5	6	1	12	4	3	0	1	39	
11	Aden, Faisal	g	5	9	1	4	2	2	1	0	1	3	13	1	3	0	26		
12	Motum, Brock	g	6	10	0	0	0	0	0	0	0	3	12	2	2	0	23		
44	Simon, Patrick	g	0	1	0	1	0	0	0	1	1	2	0	0	0	0	6		
Team																			
Totals.....		28	49	9	18	12	18	6	20	26	21	77	15	13	2	9	200		

HOME TEAM: Baylor (8-2)

#	Player	Total		3-Ptr		Rebounds			PF	TP	A	TO	Blk	Stl	Min				
		FG	FGA	FG	FGA	FT	FTA	Off								Def	Tot		
04	Acy, Quincy	f	6	13	0	0	4	8	6	6	12	1	16	0	2	1	37		
41	Jones, Anthony	f	3	6	0	3	0	0	2	3	5	1	6	0	0	1	0	28	
05	Jones III, Perry	c	4	9	1	1	2	2	6	1	7	4	11	0	0	0	1	27	
22	Walton, A.J.	g	1	4	0	1	4	4	0	3	3	4	6	5	3	0	1	39	
24	Dunn, LaceDarius	g	7	22	3	15	12	12	0	4	4	4	29	1	4	0	1	37	
03	Ellis, Fred	g	0	4	0	2	1	2	2	0	2	3	1	0	2	0	1	18	
11	Morgan, J'mison	g	1	2	0	0	0	1	2	2	4	1	2	0	1	0	0	12	
12	Dennis, Nolan	g	0	0	0	0	0	0	0	0	0	1	0	0	0	0	0	2	
Team																			
Totals.....		22	60	4	22	23	29	21	19	40	19	71	6	12	2	5	200		

Officials: Darron George, Brent Meaux, Chris Beaver  
 Technical fouls: Washington State-None. Baylor-None.  
 Attendance: 7179  
 Score by Periods: 1st 2nd Total  
 Washington State 39 38 77  
 Baylor 26 45 71  
 2010 Hawaiian Airlines Diamond Head Classic Semifinal #1

**GAME 10 • Washington State vs. Mississippi State**  
12/22/10 10 a.m. at Stan Sheriff Center (Honolulu)

VISITORS: Mississippi State (7-4)

#	Player	Total		3-Ptr		Rebounds			PF	TP	A	TO	Blk	Stl	Min				
		FG	FGA	FG	FGA	FT	FTA	Off								Def	Tot		
24	Kodi Augustus	f	6	15	2	7	5	6	1	4	5	1	19	2	4	0	0	31	
45	Elgin Bailey	f	1	3	0	0	1	2	1	2	3	5	3	0	2	0	0	17	
02	Ravern Johnson	g	1	10	1	6	0	0	1	0	1	1	3	1	3	1	1	34	
15	Riley Benock	g	2	4	2	4	0	0	1	6	7	3	6	0	1	0	0	32	
22	Brian Bryant	g	5	9	1	3	3	4	3	1	4	1	14	5	6	1	1	28	
00	Jalen Steele	g	1	6	1	5	2	4	1	0	1	0	5	0	1	0	0	20	
04	Twany Beckham	g	1	3	1	2	0	0	0	1	1	0	3	2	2	0	1	12	
10	Shaun Smith	g	0	2	0	1	0	0	0	0	0	0	2	0	0	0	0	10	
30	Wendell Lewis	g	2	3	0	0	0	0	0	1	1	2	4	0	2	0	1	16	
TEAM																			
Totals.....		19	55	8	28	11	16	10	19	29	15	57	10	21	2	4	200		

HOME TEAM: Washington State (9-1)

#	Player	Total		3-Ptr		Rebounds			PF	TP	A	TO	Blk	Stl	Min				
		FG	FGA	FG	FGA	FT	FTA	Off								Def	Tot		
23	Casto, DeAngelo	f	2	3	0	0	2	4	0	5	5	4	6	0	0	2	0	22	
31	Lodwick, Abe	f	3	5	3	5	0	0	1	5	6	3	9	2	1	0	0	25	
00	Capers, Marcus	g	2	4	0	0	2	4	1	5	6	1	6	0	1	0	2	31	
01	Thompson, Klay	g	10	20	4	9	4	5	1	3	4	1	28	2	3	0	2	33	
03	Moore, Reggie	g	2	3	2	2	0	0	1	2	3	2	6	4	3	0	2	27	
05	Dilorio, Will	g	0	1	0	0	0	0	0	0	0	0	0	0	0	0	1	1	
11	Aden, Faisal	g	8	14	3	5	1	2	3	4	7	1	20	1	2	0	3	26	
12	Motum, Brock	g	3	7	0	1	0	0	3	2	5	3	6	1	1	0	1	13	
22	Loewen, Ben	g	0	0	0	0	0	0	0	0	0	0	0	0	0	0	0	1	
25	Winston, Jr., Dre'	g	1	2	0	0	0	1	0	1	1	0	2	0	0	0	0	5	
40	Enquist, Charlie	g	0	1	0	0	0	0	0	0	0	0	1	0	0	0	0	4	
44	Simon, Patrick	g	0	2	0	2	0	0	0	2	2	2	0	0	0	0	0	12	
TEAM																			
Totals.....		31	62	12	24	9	16	12	30	42	18	83	10	12	2	11	200		

Officials: Michael Greenstein, Bruce Hicks, Bobby McKay  
 Technical fouls: Washington State-None. Santa Clara-None.  
 Attendance: 1897  
 Score by Periods: 1st 2nd OT Total  
 Washington State 29 42 14 85  
 Santa Clara 35 36 8 79

**GAME 12 • Washington State vs. Butler**  
12/25/10 4:30 p.m. at Stan Sheriff Center (Honolulu)

VISITORS: Washington State (10-2)

#	Player	Total		3-Ptr		Rebounds			PF	TP	A	TO	Blk	Stl	Min			
		FG	FGA	FG	FGA	FT	FTA	Off								Def	Tot	
23	Casto, DeAngelo	f	3	9	0	0	0	0	1	4	5	4	6	2	3	1	0	31
31	Lodwick, Abe	f	0	3	0	3	0	0	0									



GAME 13 • Washington State at UCLA  
12/29/10 8 p.m. at Pauley Pavilion (Los Angeles)

VISITORS: Washington State (10-3, 0-1)

#	Player	Total		3-Ptr		Rebounds			PF	TP	A	TO	Blk	Stl	Min				
		FG	FGA	FG	FGA	FT	FTA	Off								Def	Tot		
23	Casto, DeAngelo	f	4	9	0	0	0	0	0	2	4	6	4	8	2	3	1	0	28
31	Lodwick, Abe	f	1	1	0	0	0	1	0	7	7	4	2	2	0	3	1	32	
00	Capers, Marcus	g	1	4	0	0	2	2	0	2	2	0	4	1	2	1	1	25	
01	Thompson, Klay	g	6	17	2	4	12	12	2	3	5	3	26	3	2	0	0	37	
03	Moore, Reggie	g	1	7	0	1	3	4	2	5	7	4	5	3	2	0	1	34	
11	Aden, Faisal		9	13	1	2	0	0	1	2	3	3	19	1	3	0	2	23	
12	Motum, Brock		2	3	0	0	1	2	1	1	2	1	5	0	2	0	0	15	
25	Winston, Jr., Dre'		0	0	0	0	0	0	0	0	0	0	0	0	1	0	0	1	
40	Enquist, Charlie		0	0	0	0	0	0	0	0	0	0	0	0	0	0	0	1	
44	Simon, Patrick		1	2	0	1	0	0	0	0	0	2	2	0	0	0	0	4	
TEAM																			
Totals.....			25	56	3	8	18	21	10	25	35	21	71	12	15	5	5	200	

HOME TEAM: UCLA (9-4, 1-0)

#	Player	Total		3-Ptr		Rebounds			PF	TP	A	TO	Blk	Stl	Min				
		FG	FGA	FG	FGA	FT	FTA	Off								Def	Tot		
22	Nelson, Reeves	f	9	15	0	1	3	6	5	6	11	4	21	0	3	0	0	27	
23	Honeycutt, Tyler	f	6	11	2	5	0	1	2	7	9	0	14	4	1	3	2	34	
34	Smith, Joshua	c	3	3	0	0	2	4	2	4	6	4	8	0	3	1	2	17	
03	Lee, Malcolm	g	6	12	3	7	6	7	0	1	1	4	21	0	2	1	1	36	
11	Jones, Lazerick	g	3	9	1	2	3	4	0	0	0	2	10	11	1	0	0	32	
00	Stover, Anthony		0	1	0	0	0	0	0	1	1	0	0	0	0	0	0	4	
01	Lamb, Tyler		2	4	0	1	0	0	0	1	1	1	4	0	0	0	1	12	
05	Anderson, Jerime		0	1	0	1	0	0	0	0	0	2	4	1	0	2	8		
21	Lane, Brendan		0	2	0	1	2	2	0	2	2	2	2	1	2	0	2	30	
TEAM																			
Totals.....			29	58	6	18	16	24	10										

Officials: Chris Rastatter, Kevin Brill, Jim Giron

Technical fouls: Washington State-Casto, DeAngelo. UCLA-Jones, Lazerick.

Attendance: 7934

Score by Periods 1st 2nd Total

Washington State 37 34 71

UCLA 29 51 80

GAME 15 • Oregon State vs Washington State  
1/6/11 7 p.m. at Beasley Coliseum (Pullman, Wash.)

VISITORS: Oregon State (7-7, 2-1)

#	Player	Total		3-Ptr		Rebounds			PF	TP	A	TO	Blk	Stl	Min				
		FG	FGA	FG	FGA	FT	FTA	Off								Def	Tot		
24	Johnson, Omari	f	2	7	0	2	2	4	3	0	3	1	6	1	0	0	2	30	
44	Collier, Devon	f	0	0	0	0	0	0	0	1	1	2	0	1	0	0	2	14	
12	Brandt, Angus	c	2	8	0	1	0	0	1	1	2	1	4	2	2	0	0	17	
01	Cunningham, J.	g	6	16	2	4	4	6	4	4	8	3	18	3	4	0	5	33	
22	Haynes, Calvin	g	2	7	1	2	4	4	0	6	6	3	9	3	3	0	1	22	
00	McShane, Kevin		0	0	0	0	0	0	1	0	1	2	0	0	1	0	0	4	
03	Starks, Ahmad		2	7	1	4	0	0	0	0	0	1	5	0	0	0	0	22	
11	Burton, Joe		4	8	0	0	0	2	3	2	5	2	8	1	3	0	1	21	
30	Deane, Daniel		0	0	0	0	0	0	1	0	1	0	0	1	0	0	1	4	
34	Wallace, Lathen		2	8	2	5	6	6	3	2	5	2	12	0	0	0	0	22	
55	Nelson, Roberto		3	7	1	3	1	2	0	3	3	3	8	0	2	0	0	11	
TEAM																			
Totals.....			23	68	7	21	17	24	18	19	37	20	70	12	15	0	12	200	

HOME TEAM: Washington State (11-4, 1-2)

#	Player	Total		3-Ptr		Rebounds			PF	TP	A	TO	Blk	Stl	Min				
		FG	FGA	FG	FGA	FT	FTA	Off								Def	Tot		
23	Casto, DeAngelo	f	3	4	0	0	0	0	1	4	5	4	6	0	2	3	0	26	
31	Lodwick, Abe	f	1	2	1	2	0	0	1	2	3	4	3	0	1	0	1	19	
00	Capers, Marcus	g	2	3	0	0	8	12	1	1	2	3	12	0	1	0	0	26	
01	Thompson, Klay	g	9	19	5	13	6	6	0	10	10	3	29	5	6	2	2	37	
03	Moore, Reggie	g	3	8	2	6	3	4	1	5	6	0	11	9	4	0	2	34	
11	Aden, Faisal		5	11	3	7	2	2	1	4	5	3	15	0	2	1	3	32	
12	Motum, Brock		3	4	0	1	2	2	2	3	5	3	8	3	2	0	0	15	
25	Winston, Jr., Dre'		0	0	0	0	0	0	0	0	0	0	1	1	0	1	3		
44	Simon, Patrick		0	0	0	0	0	0	0	1	1	0	0	0	0	0	0	8	
TEAM																			
Totals.....			26	51	11	29	21	26	8	31	39	20	84	18	19	6	9	200	

Officials: Verne Harris, Bobby McRoy, J.T. Orr

Technical fouls: Oregon State-None. Washington State-None.

Attendance: 5849

Score by Periods 1st 2nd Total

Oregon State 30 40 70

Washington State 42 42 84

GAME 14 • Washington State at USC  
12/31/10 3 p.m. at Galen Center (Los Angeles)

VISITORS: Washington State (10-4, 0-2)

#	Player	Total		3-Ptr		Rebounds			PF	TP	A	TO	Blk	Stl	Min				
		FG	FGA	FG	FGA	FT	FTA	Off								Def	Tot		
23	Casto, DeAngelo	f	8	11	0	0	2	2	2	6	8	1	18	0	1	1	34		
31	Lodwick, Abe	f	2	4	2	4	0	0	2	3	5	2	6	1	2	0	1	27	
00	Capers, Marcus	g	2	3	0	1	0	0	0	2	2	1	4	0	0	0	0	26	
01	Thompson, Klay	g	6	18	4	5	1	2	2	8	10	4	17	1	2	2	0	34	
03	Moore, Reggie	g	2	11	0	2	3	3	0	0	0	0	2	7	1	0	0	37	
11	Aden, Faisal		2	11	0	4	0	0	0	0	0	0	0	4	1	3	0	25	
12	Motum, Brock		0	0	0	0	0	0	0	1	1	1	0	1	0	0	0	8	
25	Winston, Jr., Dre'		0	0	0	0	0	0	0	0	0	0	0	0	0	0	0	3	
44	Simon, Patrick		0	2	0	1	0	0	0	1	1	0	0	0	0	0	0	6	
TEAM																			
Totals.....			22	60	6	17	6	7	8	22	30	11	56	5	8	3	4	200	

HOME TEAM: USC (9-6, 1-1)

#	Player	Total		3-Ptr		Rebounds			PF	TP	A	TO	Blk	Stl	Min				
		FG	FGA	FG	FGA	FT	FTA	Off								Def	Tot		
01	Stephenson, Alex	f	5	9	0	0	4	6	4	6	10	2	14	1	2	0	0	36	
05	Uvevick, Nikola	f	4	10	1	3	3	3	1	10	11	1	12	0	1	1	1	32	
02	Fontan, Jio	g	4	9	1	3	0	2	1	1	2	1	9	1	0	0	0	37	
10	Jones, Maurice	g	1	5	0	3	0	0	0	1	1	1	2	2	0	0	1	20	
43	Simmons, Marcus	g	2	5	1	2	2	4	0	6	6	3	7	4	2	0	1	38	
14	Smith, Donte		4	10	4	8	2	2	0	3	3	2	14	1	2	0	1	23	
15	Jones, Bryce		0	1	0	0	0	0	0	0	0	0	0	0	0	0	0	2	
33	Jackson, Garrett		1	2	0	0	0	0	1	0	1	1	2	1	1	0	0	12	
TEAM																			
Totals.....			21	51	7	19	11	17	9	27	36	11	60	10	9	1	4	200	

Officials: Dick Cartmell, Michael Reed, Deron White

Technical fouls: Washington State-None. USC-None.

Attendance: 3581

Score by Periods 1st 2nd Total

</

**FEB. 3 • GAME 22 • AT OREGON • EUGENE, ORE. • MATTHEW KNIGHT ARENA**



**GAME 17 • Washington State at California**

1/13/11 7:30 p.m. at Haas Pavilion (Berkeley, Calif.)

VISITORS: Washington State (12-5, 2-3)

##	Player	Total			3-Ptr		Rebounds			PF	TP	A	TO	Blk	Stl	Min	
		FG	FGA	FT	FTA	FG	FGA	Off	Def								Tot
31	Lodwick, Abe	f	1	2	1	2	0	0	0	1	1	5	3	2	0	0	21
12	Motum, Brock	c	2	3	1	1	0	0	0	2	2	1	5	0	1	0	22
00	Capers, Marcus	g	1	3	0	0	0	0	4	2	6	1	2	1	1	0	29
01	Thompson, Klay	g	12	22	5	10	7	7	1	2	3	4	36	5	3	0	38
03	Moore, Reggie	g	3	12	2	6	2	2	0	1	1	2	10	3	2	0	42
05	Dilorio, Will	0	0	0	0	0	0	0	1	1	0	0	0	0	0	0	1
11	Aden, Faisal	3	7	0	2	0	0	0	1	1	6	0	3	1	0	25	
23	Casto, DeAngelo	4	9	0	0	3	4	3	8	11	5	11	1	4	0	34	
40	Enquist, Charlie	0	0	0	0	0	0	0	0	0	0	0	0	0	0	2	
44	Simon, Patrick	3	5	2	3	0	0	0	1	1	0	8	0	0	0	11	
TEAM																	
Totals.....		29	63	11	24	12	13	8	20	28	19	81	12	14	1	4	225

HOME TEAM: California (9-7, 2-2)

##	Player	Total			3-Ptr		Rebounds			PF	TP	A	TO	Blk	Stl	Min	
		FG	FGA	FT	FTA	FG	FGA	Off	Def								Tot
22	KAMP, Harper	f	6	11	0	1	6	8	2	2	4	2	18	2	2	0	40
10	SANDERS-FRISON	c	7	10	0	0	0	0	2	8	10	5	14	3	4	0	30
02	GUTIERREZ, Jorge	g	3	12	1	1	2	2	1	5	6	3	9	4	1	0	40
12	SMITH, Brandon	g	2	6	0	1	5	6	3	2	5	1	9	9	2	0	44
23	CRABBE, Allen	g	10	15	4	6	6	7	1	4	5	1	30	1	4	1	44
00	CARTER, Nigel	0	1	0	1	0	0	0	0	0	0	0	0	0	0	0	1
15	BAK, Bak	0	0	0	0	0	0	0	0	0	0	0	0	0	0	0	1
25	SOLOMON, Richard	3	4	0	0	2	2	1	6	7	0	8	2	2	0	19	
31	MURRAY, Emerson	0	1	0	1	0	0	0	0	0	0	2	0	1	0	0	6
TEAM																	
Totals.....		31	60	5	11	21	25	10	27	37	14	88	22	15	1	3	225

Officials: Michael Greenstein, Don McAllister, Ken Ditty

Technical fouls: Washington State-Moore, Reggie. California-None.

Attendance: 6903

Score by Periods	1st	2nd	OT	Total
Washington State	32	42	7	81
California	42	32	14	88

**GAME 19 • Arizona State at Washington State**

1/20/11 7 p.m. at Beasley Coliseum (Pullman, Wash.)

VISITORS: Arizona State (9-9, 1-5)

##	Player	Total			3-Ptr		Rebounds			PF	TP	A	TO	Blk	Stl	Min		
		FG	FGA	FT	FTA	FG	FGA	Off	Def								Tot	
30	Kuksiks, Rihards	f	3	7	3	6	0	0	1	0	1	1	9	5	0	0	31	
23	Pateev, Ruslan	c	0	2	0	0	0	0	1	0	1	1	0	0	0	0	1	7
03	Abbot, Ty	g	5	10	5	8	1	2	1	3	4	2	16	1	2	0	28	
10	McMillan, Jamelle	g	3	8	2	7	2	2	1	1	2	0	10	2	1	0	24	
24	Lockett, Trent	g	3	12	0	1	2	2	0	1	1	3	8	2	1	0	26	
01	Hawkins, Corey	1	4	0	2	0	0	0	1	1	2	2	2	0	0	0	15	
05	Cain, Kyle	3	5	0	0	0	0	1	3	4	1	6	0	0	0	0	15	
13	Bachynski, Jordan	1	4	0	0	3	4	0	6	6	2	5	0	1	3	0	20	
21	King, Keala	1	4	0	2	3	6	4	4	8	1	5	1	2	0	1	18	
25	Jackson, Marcus	0	5	0	3	0	0	0	1	1	1	0	1	2	0	1	16	
TEAM																		
Totals.....		20	61	10	29	11	16	12	22	34	14	61	12	9	3	6	200	

HOME TEAM: Washington State (14-5, 4-3)

##	Player	Total			3-Ptr		Rebounds			PF	TP	A	TO	Blk	Stl	Min	
		FG	FGA	FT	FTA	FG	FGA	Off	Def								Tot
23	Casto, DeAngelo	f	11	18	0	0	3	5	2	3	5	1	25	0	2	4	30
31	Lodwick, Abe	f	1	1	0	0	0	0	1	6	7	4	2	1	0	1	25
00	Capers, Marcus	g	4	8	0	0	2	3	3	3	6	0	10	4	1	3	37
01	Thompson, Klay	g	7	16	5	11	3	3	1	7	8	4	22	9	4	2	38
03	Moore, Reggie	g	4	10	3	7	0	0	0	7	7	0	11	5	1	0	33
05	Dilorio, Will	0	0	0	0	0	0	0	0	0	0	0	0	0	0	0	2
12	Motum, Brock	1	2	0	0	0	0	0	1	1	2	1	2	0	1	0	14
22	Loewen, Ben	0	0	0	0	0	0	0	0	0	0	0	0	0	0	0	1
25	Winston, Jr., Dre'	1	1	0	0	0	2	0	1	1	0	2	0	2	0	0	9
40	Enquist, Charlie	0	0	0	0	0	0	0	0	0	0	0	0	0	0	0	1
44	Simon, Patrick	1	2	1	2	1	2	0	1	1	1	4	0	0	0	0	10
TEAM																	
Totals.....		30	58	9	20	9	15	10	31	41	11	78	19	11	8	7	200

Officials: Kevin Brill, Greg Nixon, Bruce Hicks

Technical fouls: Arizona State-None. Washington State-None.

Attendance: 7157

Score by Periods	1st	2nd	Total
Arizona State	31	30	61
Washington State	41	37	78

**GAME 18 • Washington State at Stanford**

1/15/11 5 p.m. at Maples Pavilion (Stanford, Calif.)

VISITORS: Washington State (13-5, 3-3)

##	Player	Total			3-Ptr		Rebounds			PF	TP	A	TO	Blk	Stl	Min		
		FG	FGA	FT	FTA	FG	FGA	Off	Def								Tot	
23	Casto, DeAngelo	f	2	6	0	0	3	5	2	5	7	2	7	2	2	0	32	
31	Lodwick, Abe	f	0	2	0	2	2	2	0	8	8	3	2	0	2	0	29	
00	Capers, Marcus	g	2	5	0	2	2	2	1	4	5	1	6	1	1	1	0	37
01	Thompson, Klay	g	9	20	2	4	1	1	2	6	8	3	21	2	2	3	1	35
11	Aden, Faisal	g	8	19	1	7	3	4	2	1	3	2	20	2	2	0	3	36
05	Dilorio, Will	0	0	0	0	0	0	0	0	0	0	0	0	0	0	0	0	2
12	Motum, Brock	1	1	0	0	0	0	0	0	1	1	0	2	1	1	0	14	
25	Winston, Jr., Dre'	0	0	0	0	0	0	0	0	0	1	1	2	0	1	0	1	8
40	Enquist, Charlie	0	0	0	0	0	0	0	0	0	0	0	0	0	0	0	0	1
44	Simon, Patrick	1	3	1	3	0	0	0	1	1	1	3	0	0	0	0	0	6
TEAM																		
Totals.....		23	56	4	18	11	14	7	29	36	15	61	9	11	4	7	200	

HOME TEAM: Stanford (10-6, 3-2)

##	Player	Total			3-Ptr		Rebounds			PF	TP	A	TO	Blk	Stl	Min		
		FG	FGA	FT	FTA	FG	FGA	Off	Def								Tot	
13	Owens, Josh	f	5	7	0	0	2	4	3	7	10	2	12	0	3	0	1	33
33	Powell, Dwight	f	3	8	0	0	3	3	3	7	10	3	9	0	0	1	0	29
02	Bright, Aaron	g	1	8	1	5	0	0	0	1	1	1	3	4	0	0	1	18
22	Mann, Jarrett	g	1	5	0	0	3	4	1	1	2	2	5	5	6	0	1	31
45	Brown, Jeremy	g	5	16	3	11	0	0	0	6	6	1	13	1	1	0	2	37
03	Green, Anthony	4	9	4	7	0	0	1	1	2	2	12	1	1	0	0	24	
23	Harris, Gabriel	0	3	0	2	0	0	0	0	1	1	2	0	1	0	0	1	11
24	Huestis, Josh	0	0	0	0	0	0	0	0	0	0	0	0	0	0	0	0	2
34	Zimmermann, Andrew	2	3	0	0	0	0	0	0	3	3	3	4	0	0	0	0	8
50	Trotter, Jack	0	2	0	0	0	0	0	2	0	2	0	0	1	0	0	0	9
TEAM																		
Totals.....		21	61	8	25	8	11	13	28	41	16	58	13	12	1	6	200	

Officials: Randy Burkhart, Frank Harvey, III, Glen Mayberry

Technical fouls: Washington State-None. Stanford-None.

Attendance: 5803

Score by Periods	1st	2nd	Total
Washington State	23	38	61
Stanford	32	26	58

**GAME 20 • Arizona at Washington State**

1/22/11 7:35 p.m. at Beasley Coliseum (Pullman, Wash.)

VISITORS: Arizona (16-4, 5-2)

##	Player	Total			3-Ptr		Rebounds			PF	TP	A	TO	Blk	Stl	Min		
		FG	FGA	FT	FTA	FG	FGA	Off	Def								Tot	
23	Williams, Derrick	f	4	13	1	1	8	13	9	10	19	4	17	1	4	1	33	
33	Perry, Jesse	f	3	5	1	1	0	0	3	4	7	2	7	0	5	0	1	23
44	Hill, Solomon	f	2	5	1	1	0	0	1	0	1	0	5	1	2	0	1	27
12	Jones, Lamont	g	3	7	1	2	4	4	1	3	4	2	11	5	1	0	0	28
21	Fogg, Kyle	g	2	9	1	4	0	2	0	3	3	3	5	6	0	0	0	29



GAME 21 • Washington at Washington State  
 1/30/11 7 p.m. at Beasley Coliseum (Pullman, Wash.)

VISITORS: Washington (15-5, 7-2)

##	Player	Total		3-Ptr		FT	FTA	Rebounds			PF	TP	A	TO	Blk	Stl	Min	
		FG	FGA	FG	FGA			Off	Def	Tot								
11	Bryan-Amaning, Matt	f	1	8	0	0	4	8	3	8	11	2	6	0	2	2	2	
22	Holiday, Justin	f	4	12	2	7	6	7	5	7	12	3	16	2	4	0	1	27
05	N'Diaye, Aziz	c	1	1	0	0	0	0	1	4	5	4	2	0	1	2	0	9
02	Thomas, Isaiah	g	3	13	2	6	11	12	0	2	2	5	19	5	7	0	3	37
15	Suggs, Scott	g	5	12	2	8	0	0	0	3	3	3	12	2	5	0	0	35
01	Overton, Venoy		1	1	0	0	0	0	0	2	2	4	2	0	3	0	1	8
31	Ross, Terrence		5	10	4	8	0	0	1	1	2	2	14	0	0	0	0	22
44	Gant, Darnell		3	5	1	2	2	2	4	3	7	3	9	3	2	1	1	29
TEAM									1	1	2							
Totals.....			23	62	11	31	23	29	15	31	46	26	80	12	24	5	8	200

HOME TEAM: Washington State (15-6, 5-4)

##	Player	Total		3-Ptr		FT	FTA	Rebounds			PF	TP	A	TO	Blk	Stl	Min	
		FG	FGA	FG	FGA			Off	Def	Tot								
23	Casto, DeAngelo	f	5	9	0	0	1	4	1	7	8	5	11	0	0	0	2	21
31	Lodwick, Abe	f	0	1	0	1	2	2	0	2	2	5	2	2	1	1	2	27
00	Capers, Marcus	g	3	4	0	0	1	1	0	3	3	2	7	2	2	0	1	28
01	Thompson, Klay	g	9	18	3	6	4	9	0	2	2	4	25	4	5	1	5	30
03	Moore, Reggie	g	4	8	1	3	9	10	1	2	3	0	18	5	2	0	1	36
11	Aden, Faisal		6	17	3	6	0	0	0	4	4	0	15	4	2	1	1	26
12	Motum, Brock		2	3	0	0	1	2	1	1	2	5	5	1	0	0	1	17
40	Enquist, Charlie		0	1	0	0	1	2	2	1	3	0	1	0	0	0	0	9
44	Simon, Patrick		1	1	1	1	0	0	0	1	1	0	3	0	0	0	0	6
TEAM									1	3	4							
Totals.....			30	62	8	17	19	30	6	26	32	21	87	18	12	3	13	200

Officials: Dick Cartmell, Michael Reed, Chris Rastatter  
 Technical fouls: Washington-None. Washington State-None.  
 Attendance: 10579

Score by Periods	1st	2nd	Total
Washington	43	37	80
Washington State	45	42	87